



Thomas Parts & Accessories Catalog

Accessory Parts Catalog

This publication contains many of the parts and accessory items available through the Thomas Built Buses organization.

To order please provide your Thomas Distributor with the Thomas part number(s), quantity(s), and a brief description of the part.

Please note that many of the parts in this catalog will fit on other makes of buses. Also, please feel free to ask about quantity buys on any item.

If the part you need is not shown here, please feel free to contact your Thomas Distributor.

Thank you for your business!

Abbreviations

The following abbreviations may appear in this manual:

A/C	Air Conditioning
AR	As Required
AWG	American Wire Gauge
DPST	Double Pole, Single Throw
FMVSS	Federal Motor Vehicle Safety Standard
HR	Headroom
NPT	Nominal Pipe Thread
No.	Number
Oz.	Ounce
PVC	Polyvinylchloride
Qty.	Quantity
SPDT	Single Pole, Double Throw
SPNO	Single Pole, Normally Open
SPST	Single Pole, Single Throw
Std.	Standard
Vs.	Versus
&	And
@	At
'	Foot
"	Inch

Table Of Contents

Switch Section	1
Light & Lens Section	2
Electrical Section	3
Windshield Wiper Section	4
Mirror & Visor Section	5
Glass Section	6
Window Latch Section	7
Seat Section	8
Seat Belt & Restraint Section	9
Floor Section	10
Radio Section	11
Stop Sign Section	12
Crossing Arm Section	13
Safety Equipment Section	14
Roof Hatch Section	15
Heater Section	16
Miscellaneous Section	17




Table of Contents

Rocker1-2

Pilot Lights and Blanks1-9

Paddle1-11

Contact/Push/Pull1-12

Rotary1-15

Toggle1-17

Micro1-19


Miscellaneous Switches1-21

Obsolete and Replacement Switches1-24


Rocker, Curved1-25

Rocker


1




52003101 Switch - Rocker, Master, On/Off, SPST




52003102 Switch - Rocker, Pump, On/Off, SPST




52003103 Switch - Rocker, Interior, On/Off, SPST




52003104 Switch - Rocker, Driver's Dome, On/Off, SPST



52003105 Switch - Rocker, Warning, On/Off, DPDT




52003106 Switch - Rocker, Warning, On/Off, SPST
52003107 Switch - Rocker, Warning, Momentary Off, SPST
52003135 Switch - Rocker, Warning, On/Off, DPDT




52003110 Switch - Rocker, On/Off, Momentary, DPDT




52003111 Switch - Rocker, Marker, On/Off, SPST




52003112 Switch - Rocker, Strobe, On/Off, Red Pilot Light, SPST




52003113 Switch - Rocker, Revol., On/Off, Red Pilot Light, SPST




52003114 Switch - Rocker, Chime, On/Off, SPST




52003115 Switch - Rocker, Lift, On/Off, Red Pilot Light, SPST



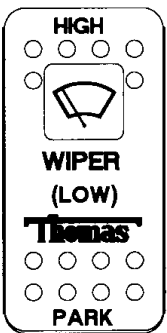
52003116 Switch - Rocker, Compressor On/Off, SPST




52003117 Switch - Rocker, Horn, Momentary, On, SPST




52003118 Switch - Rocker, Mirror, On/Off, Amber Pilot Light, SPST




52003119 Switch - Rocker, Wiper, Low/High, DPDT




52003120 Switch - Rocker, Windshield Washer, Momentary, On, SPST




52003121 Switch - Rocker, Fog, On/Off, Amber Pilot Light, SPST




52003122 Switch - Rocker, Emergency Door, 20 Amp On/Off, Amber Pilot Light, SPST




52003123 Switch - Rocker, Sign, On/Off, SPST



52003124 Switch - Rocker, Override, On/Off, DPST
52003125 Switch - Rocker, Override, Momentary, On, SPST




52003126 Switch - Rocker, Master, On/Off, Red Pilot Light, SPST




52003127 Switch - Rocker, Step/Door On/Off, SPST

Rocker


1




52003128 Switch - Rocker, Sander, On/Off, Red Pilot Light, SPST




52003129 Switch - Rocker, Defroster, On/Off, SP




52003130 Switch - Rocker, Left Heater, On/Off, SP




52003131 Switch - Rocker, Right Heater, On/Off, SP




52003132 Switch - Rocker, Pass Heater, On/Off, SP




52003133 Switch - Rocker, Fan, On/Off, SP




52003134 Switch - Rocker, Step Heater, On/Off, SP




52003136 Switch - Rocker, Defroster/Heater, On/Off, SP



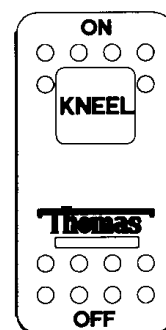
52002653 Switch - Rocker, A/C, Green Pilot Light, SP




61201161 Switch - Rocker, Fast Idle, Amber Pilot Light On/Off, SPST
61201165 Switch - Rocker, Fast Idle, Momentary, Amber Pilot Light, On
61201401 Switch - Rocker, Momentary, Amber Pilot Light, On, SPST




61201400 Switch - Rocker, Fast Idle, On/Off, SPST
61201411 Switch - Rocker, Fast Idle, On/Off, Amber Pilot Light




61201174 Switch - Rocker, Kneeling, Amber Pilot Light, On/Off
61201410 Switch - Rocker, Kneeling, Amber Pilot Light, On/Off, SPST



52002734 Switch - Rocker, Reading Lights, On/Off, SPST




61201162 Switch - Rocker, Retarder, Amber Pilot Light, On/Off, SPST
61201168 Switch - Rocker, with Dash Indicator Lamp On/Off
61201405 Switch - Rocker, Retarder, On/Off, SPST




61201163 Switch - Rocker, with Amber Pilot Light, On/Off, SPST
61201404 Switch - Rocker, with Amber Pilot Light, On/Off, SPST



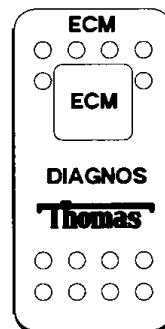
61201164 Switch - Rocker, Air Tank Drain, Momentary, On, DPST
61201409 Switch - Rocker, Air Tank Drain, Momentary, On, DPDT




61201166 Switch - Rocker, Cruise, Amber Pilot Lamp, On/Off
61201402 Switch - Rocker, Cruise, On/Off, SPST
61201219 Switch - Rocker, Cruise, On/Off, SPST



61201167 Switch - Rocker, Cruise Set/Resume, Momentary On/Off, DPDT
61201403 Switch - Rocker, Cruise Set/Resume, Momentary, On/Off
61201220 Switch - Rocker, Cruise Set/Resume, Momentary, On/Off




61201169 Switch - Rocker, ECM Diagnostic, On
61201406 Switch - Rocker, Momentary, ECM Diagnostic, On




61201221 Switch - Rocker, On/Off, Dash Indicator, Diagnostic Test
61201407 Switch - Rocker, On/Off, SPST




61201222 Switch - Rocker, On/Off/Momentary, Dash Indicator, Idle Diagnostic
61201408 Switch - Rocker, On/Off/Momentary



52003057 Switch - Speaker, Inside/Outside, DPDT



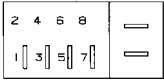
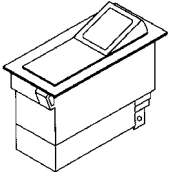
52003161 Switch - Cool, A/C



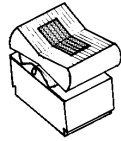
52003162 Switch - Master, A/C

Rocker

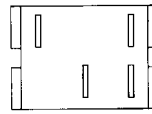
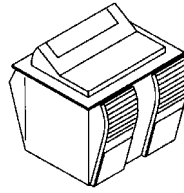
1



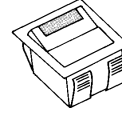
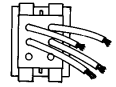
61200591 Switch - SWF, DPDT, Momentary, 12 Volt




65000396 Switch - Start/On/Off, AC, 57529



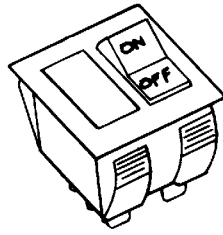
52000932 Switch - Air Door, 12 Volt



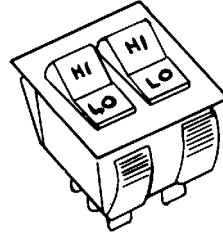
61200397 Switch - Rocker, DPST, Green Pilot



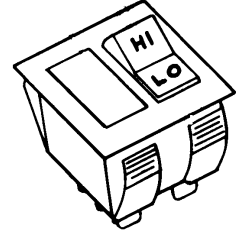
52000792 Switch - Rocker Double On/Off




52000793 Switch - Rocker, Single, On/Off, Imprinted




52000794 Switch - Heater & Fan Double




52000795 Switch - Heater, Single, Black Lens



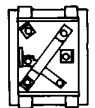
52000796 Switch - Rocker, Single, LH, On/Off




52000094 Switch - Rocker, No Center Off Position, DPDT



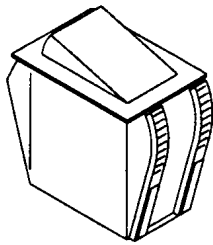
22065374 Switch - Windshield Washer, Black Lens




22035373 Switch - Windshield Wiper



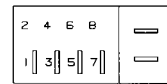
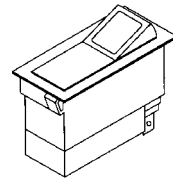
22034373 Switch - Rocker, Momentary, 0801-1043



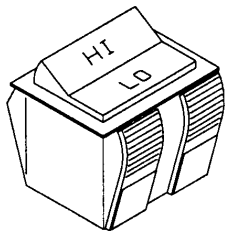
52001244 Switch - Heat Amber Pilot, Mirror




52001234 Switch - Rocker, Single Destination Sign



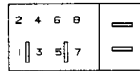
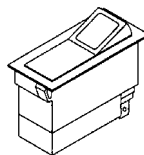
52001029 Switch - Rocker, SWF, On/Off, with Pilot Light



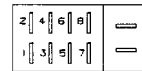
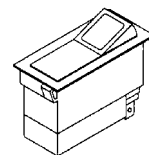
52001655 Switch - Rocker, Hi/Lo, Imprinted, DPDT



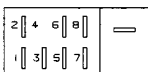
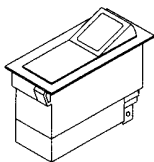
22061376 Switch - Rocker, Single, LH, On/Off



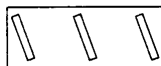
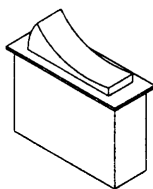
52000869 Switch - SWF, On/Off, 12 Volt



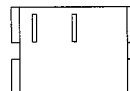
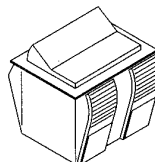
52001028 Switch - SWF, Off-Low-High, 12 Volt



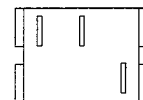
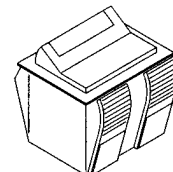
61200543 Switch - SWF, Hazard, 12 Volt



85650592 Switch - Rocker, Short Bat



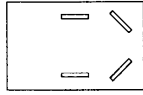
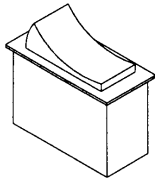
52000652 Switch - Override, 8-Light, Warning System



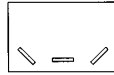
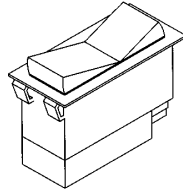
61200815 Switch - Rocker, Amber Pilot Light, On/Off

Rocker

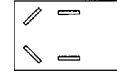
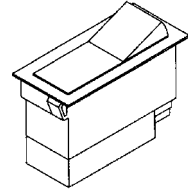
1



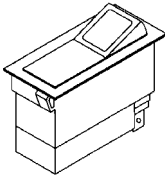
65002978 Switch - A/C Control, 2 Circuit, Progressive



85650129 Switch - Rocker, Down/Up, SPDT



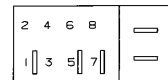
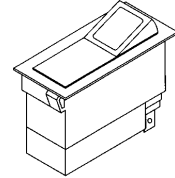
85650128 Switch - Rocker, Unfold/Fold, DPDT



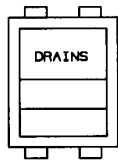
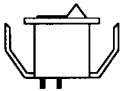
86480053 Switch - Fast Idle, Assembly



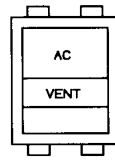
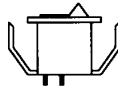
22004376 Switch - Windshield Wiper, Hi/Lo/Park



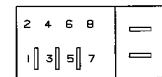
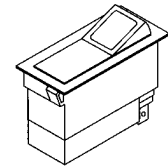
52000871 Switch - SWF, On/Off, 12 Volt



61200806 Switch - Rocker, Double Pole, Momentary



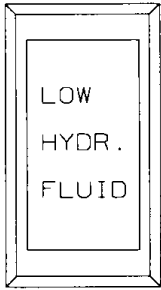
52000453 Switch - Rocker, A/C Vent, Imprinted



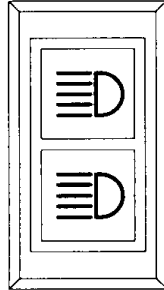
52000872 Switch - SWF, Off-Low-High, 12 Volt

Pilot Lights & Blanks


1



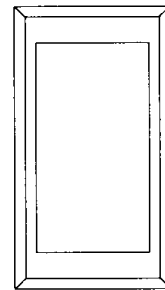
61201251 Light - Pilot, Low Hydraulic Fluid



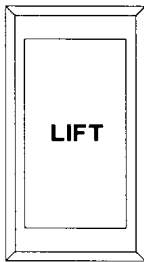
52002241 Light - Pilot, Amber & Red, Warning Light Symbol



52002130 Light - Pilot, Stop Request




52002124 Light - Pilot, Red Lens
52002125 Light - Pilot, Amber Lens




52002129 Light - Pilot, Lift, Red Lens



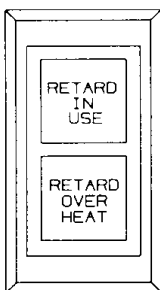
52002131 Light - Pilot, Red Lens, Warning Lights



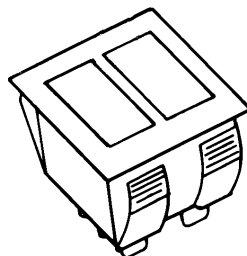
52002713 Light - Pilot, ADA Stop Request, Red Lens



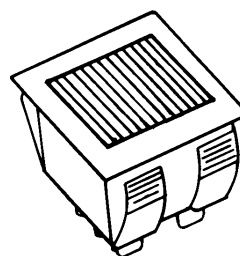
52002126 Light - Pilot, Red, Emergency Door
52002176 Light - Pilot, Green, Emergency Door



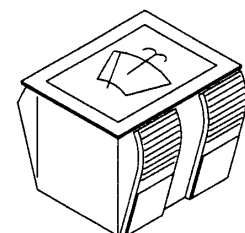
61201053 Lamp - Pilot, Retarder, Amber/Red, Double, In Use/Overheat



22050376 Blank - Hole, Switch Cabinet, TTG-XTH1




22005376 Light - Pilot Amber
22006376 Light - Pilot, Red
22007376 Light - Pilot, Green



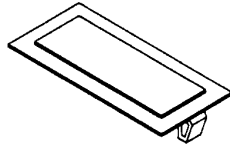
52001678 Light - Pilot, Amber, Wiper/Washer Symbol

Pilot Lights & Blanks

1




52002127 Light - Pilot, Brake



52000879 Cover - Switch, Blank




52002128 Light - Pilot, Red, Side Exit Door




52002132 Light - Pilot, Green, Warning Lights



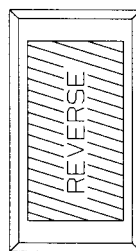
61201269 Lamp - Dash, Indicator, Red



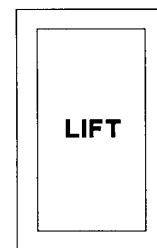
52002139 Light - Pilot, Green, Windshield Wiper



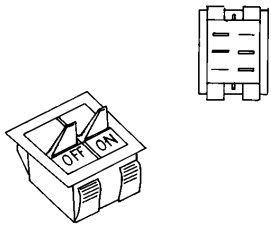
52003030 Light - Pilot, A/C Fail, Blue



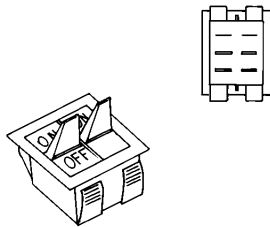
52002684 Light - Pilot, Reverse, Green



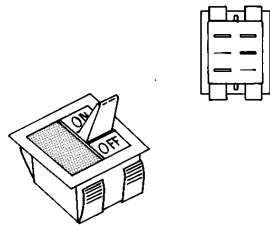
52002205 Light - Pilot, Green, Lift



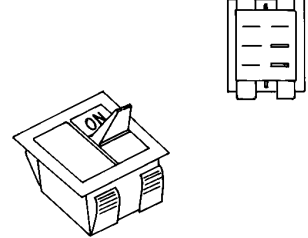
22012376 Switch - Warning Light, Iowa



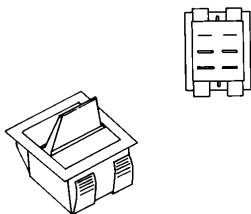
22030371 Switch - Paddle, Utah, DPST, 0811-1310
22062376 Switch - Warning Light, On/Off



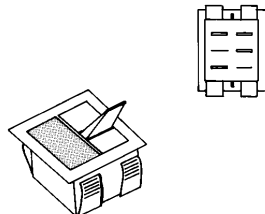
22039375 Switch - Paddle, Pilot Light, Red



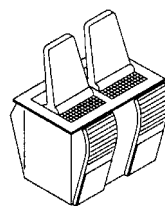
22063376 Switch - Paddle, Momentary - On & Blank



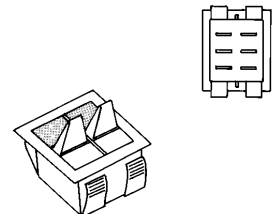
52000053 Switch - Paddle, Warning Light, Fail Safe



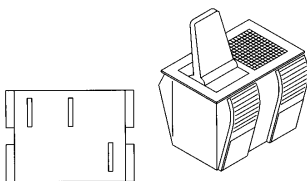
52000328 Switch - Mini, Amber Pilot, White Paddle, Momentary On



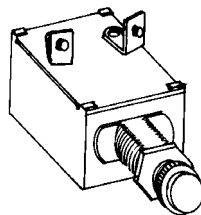
52001537 Switch - Double, Indicator Light
61200395 Switch - Double Paddle, Amber Pilot Light



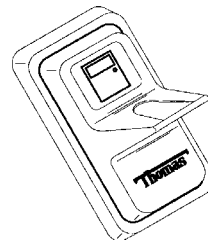
61200395 Switch - Paddle, Double Amber Pilot Light, 12 Volt




612000312 Switch - Paddle, Red Pilot Light



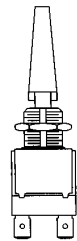
52002965 Switch - Push Button, SP



52003066 Switch - Door, Paddle, Red

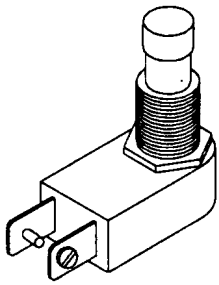


65000449 Switch - Air Conditioning, #57493, DPST

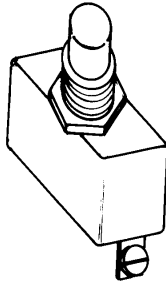


Contact/Push/Pull

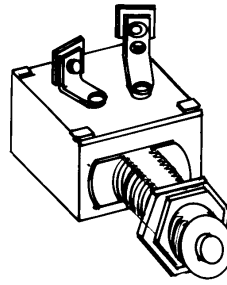
1



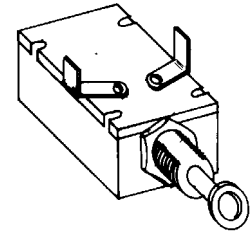
22005368 Switch -
Momentary, Push Button



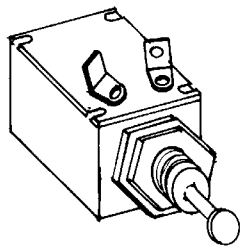
22006373 Switch - Electric
Windshield Wiper
65000755 Switch - Robert
Shaw, Reb Lift, #106



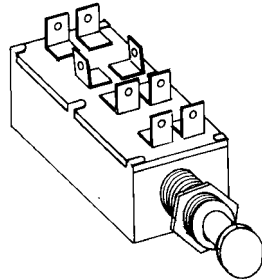
22018365 Switch -
Buzzer, Pull Type



22019365 Switch - Buzzer,
9264
22053379 Switch -
Momentary, Door, 91800-03



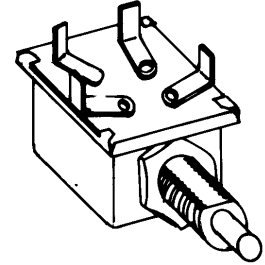
22020365 Switch - Master
3-501 5051



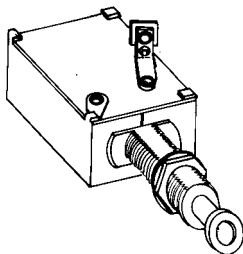
22023373 Switch -
Momentary, Auto Reset,
91050
52002136 Switch -
Vandalock, 90076



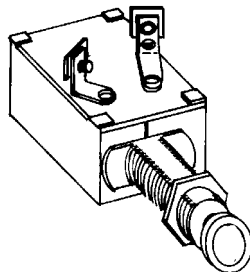
22030375 Switch - Electric,
Windshield Washer



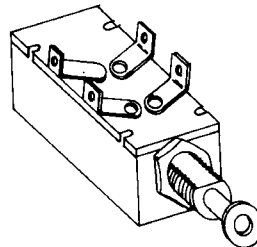
22032370 Switch -
Overdrive Kickdown



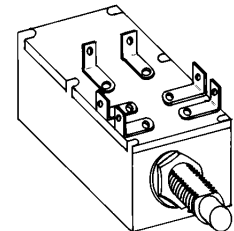
22050379 Switch -
Momentary, Door SPST



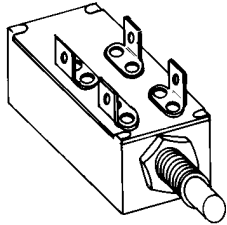
22051379 Switch -
Momentary, Door, SPST,
9264-04




22052379 Switch -
Momentary, Door, DPST,
9118-06



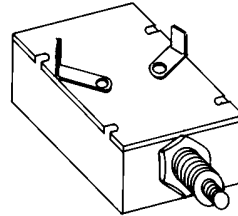
22144365 Switch - Door, 6
Pole



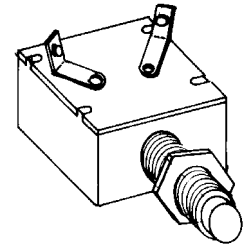
22145365 Switch - Door, 4 Pole, P26020



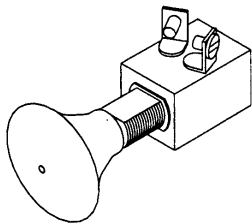
22146365 Switch - Momentary, Foot Operated



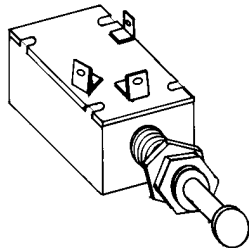
25165377 Switch - Two Position, Rev Action, Vacuum Sign, 653 Coarse Thread
22008367 Switch - Two Position, Vacuum Stop Sign 651, Fine Thread



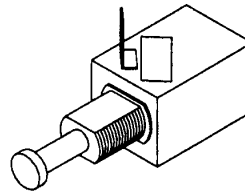
22173365 Switch - Spring Return, 185-2 2876



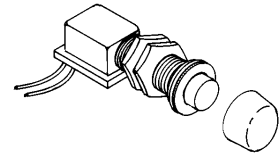
25180371 Switch - Push/Pull, Two Position



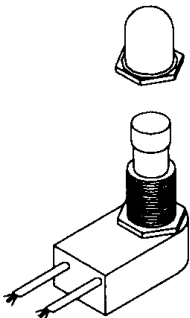
22187365 Switch - Heater, 3-502 5052



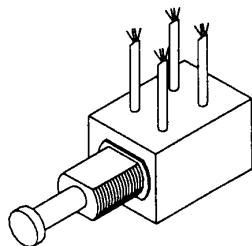
52000051 Switch - Engine Compartment Door



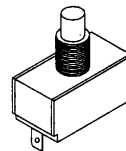
52000155 Switch - Momentary, On, Vinyl Seal, SPST, with Boot 85520087 Boot - Rubber



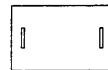
52000659 Switch - Emergency Door, Push Button, NC, 75 Amp
52001083 Boot - Push Button, Black



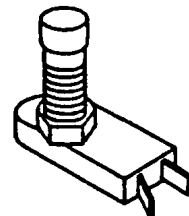
52000720 Switch - Buzzer & Ignition Relay, Two Circuit



52000755 Switch - Push Button

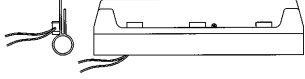


52000797 Switch - Push, Momentary, NCSP

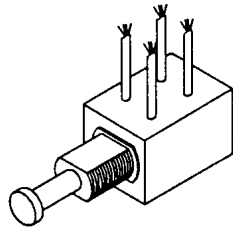


Contact/Push/Pull

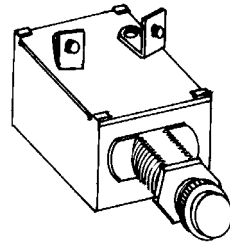
1



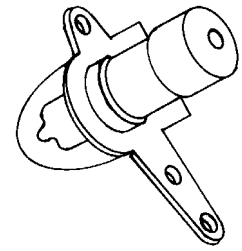
56000107 Hinge - Release, with Alarm Switch #2820



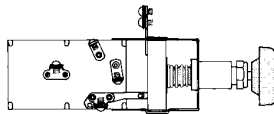
52001077 Switch - Momentary, SPDT



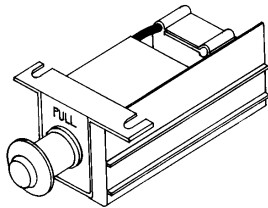
61200100 Switch - Start, 9023
86230066 Switch - Ether Starting Aid



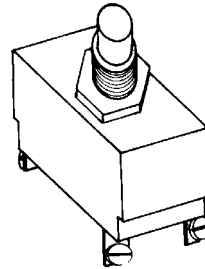
61200103 Switch - Dimmer, Heavy Duty, 7784
61200267 Switch - Turn Signal, Floor Mounted



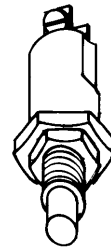
61200167 Switch - Headlight, with Light Dimmer
86480517 Switch - Headlight, All-Star
86200012 Knob - Headlight, Switch



61200415 Switch - Hazard Light, with FMVSS



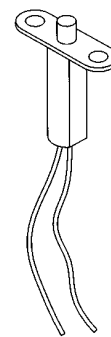
65000756 Switch - Reb Lift, #102, 8448K2




65000757 Switch - Sensor, Reb Lift #117




61180024 Switch - Neutral & Reverse, Automatic Transmission, #302007



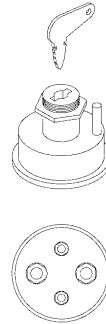
85560016 Switch - Plunger, Alarm Buzzer



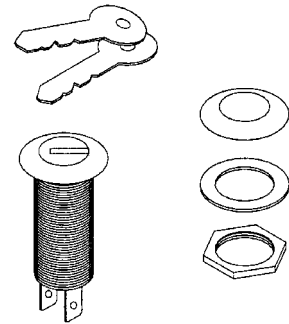
22176365 Switch - Key Type, Cut-Off, OMS, ULS-600



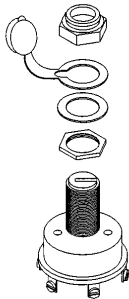
61200148 Switch - Ignition, Pollak #31-105
86480624 Switch - Ignition, Pollak #220-1A
86480091 Switch - Ignition, Pollak #193-1



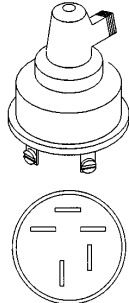
52000090 Switch - Battery Cut-Off Key



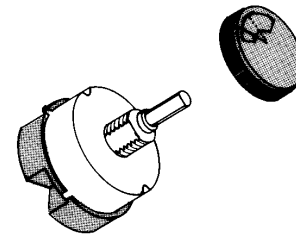
52000230 Switch - Key Lock



52001972 Switch - Key Operated, 12 Volt, 20 Amp
52001975 Nut - Face, Electric Key Switch
52001974 Cap - Electric, Key Switch



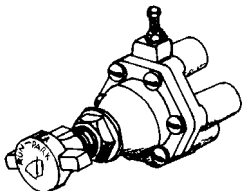
65000802 Switch - Air Condition, #57942



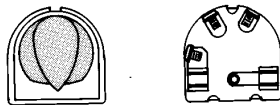
52000242 Switch - Electric Windshield Wiper, with Circuit Breaker
85520006 Knob - Wiper, Control Switch
52001121 Switch - Rotary, Three Position Windshield Wiper & Washer
52001175 Switch - Dual



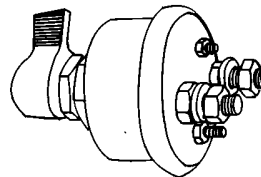
Motor Control, Windshield
52001176 Switch - Dual Windshield Washer
85520051 Knob - Intermittent, Wiper Switch




25130368 Switch - Air Wiper, F-1650-2



22027367 Switch - Light In Knob, 26-501, 5978



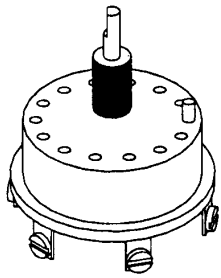
22029367 Switch - Battery, Cut-Off Manual, #75903
61200502 Switch - Master Disconnect, #75904-01



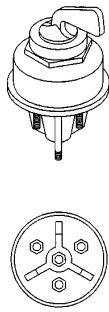
22030367 Switch - Rheostat with Black Knob, #7493-01

Rotary

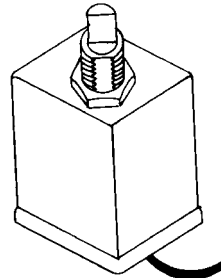
1



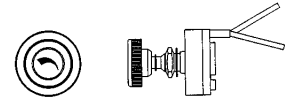
61200160 Switch - Master Control



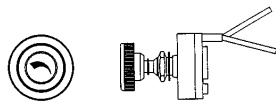
61200161 Switch - Keyless Ignition



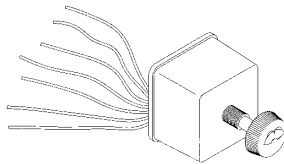
65000401 Switch - Thermostatic A/C
85650830 Switch - Thermostatic A/C



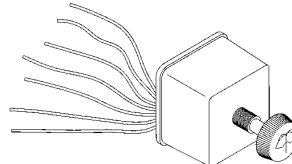
52001640 Switch - Dimmer, 10 Amp



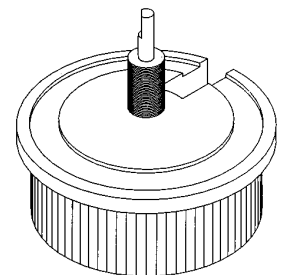
52002105 Switch - Dimmer, 10 Amp
52001389 Knob - Dimmer Switch



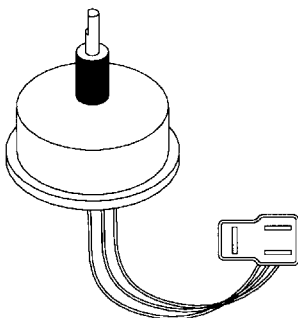
52000416 Switch - Intermittent Wiper, without Dynamic Park
52001122 Switch - Intermittent Delay, Dual Motor, Scat
85520051 Knob - Intermittent



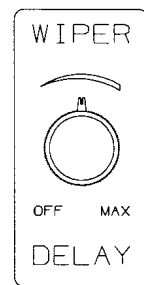
52001194 Switch - Windshield Wiper & Washer, Intermittent
52001188 Switch - Windshield Wiper & Washer, Two Motor, Vista
85520051 Knob - Intermittent




22016379 Switch - Rheostat Wound, Power 160 HM




52000382 Switch - Rheostat, 4 Amp
52001389 Knob - Dimmer Switch




52002394 Module - Intermittent Relay for Dual Wiper Motors



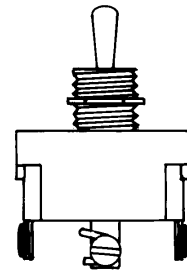
61200116 Switch - Toggle,
Carling, 2FA54-73
61200499 Boot - Seal,
Toggle Switch



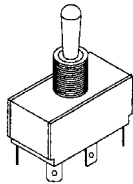
22079376 Switch - Toggle,
Momentary, On/Off
52000407 Switch - Center
Off, 3 Position, DPDT
65000384 Switch - Service,
52570



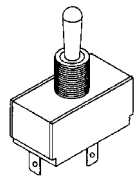
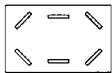
65000434 Switch - Toggle,
A/C, 51120



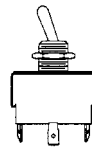
22175365 Switch - Toggle,
125-92107
65001013 Switch - Toggle,
6 Pole, Reb Lift, #164



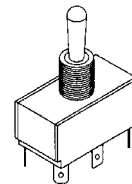
52000439 - Switch -
Speaker



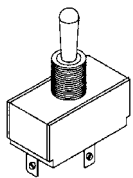
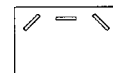
85650428 Switch - Radio,
PA/PA Radio



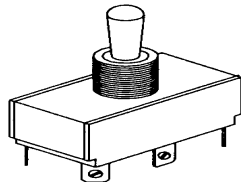
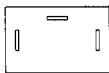
52001195 Switch - Toggle,
On/Off



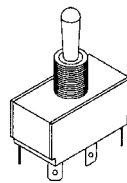
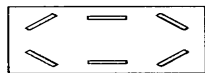
52000440 Switch - Toggle,
PA/Radio Panasonic



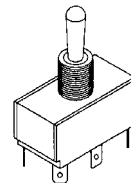
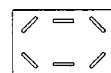
52000231 Switch -
Momentary, Center Off,
SPDT



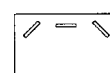
22006368 - Switch Toggle,
Double Pole



85650427 Switch - Radio,
Internal/External
52000483 Switch - Toggle,
Momentary, On/Off, DPST

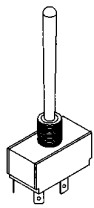


52001336 Switch - Toggle,
Momentary

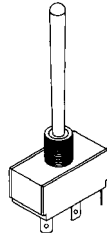


Toggle

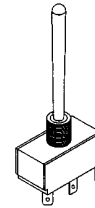
1



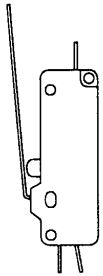
52001060 Switch - Toggle,
Fold/Unfold, Braun Lift,
10558



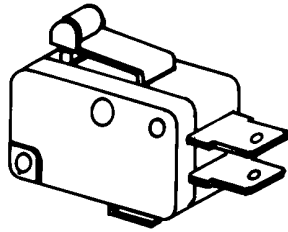
52001791 Switch - Toggle,
Long Bat, 20 Amp,
Momentary, On/Off/On



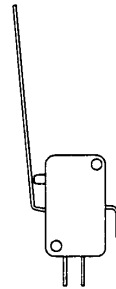
52001061 Switch - Toggle,
Up/Down, Braun Lift, 15362



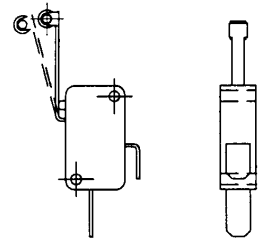
52000152 Switch - Snap Acting, 15 Amp, with Lever Actuator, SPDT



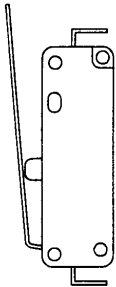
52000243 Switch - Micro, Transit Sash



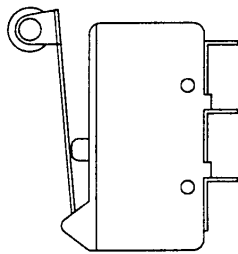
52001059 Switch - Micro, Braun Lift
85650138 Switch - Micro, SPDT



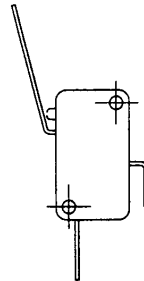
52001639 Switch - Miniature, Standard Roller Lever



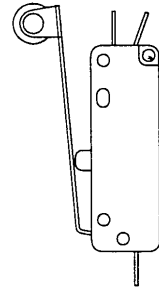
65000923 Switch - Limit, Electric Stop Sign



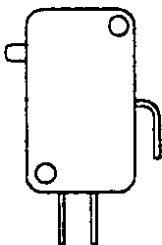
85520052 Switch - Door Control, Bode, Five Position



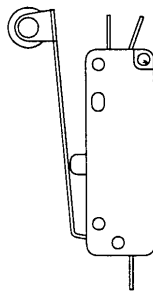
85560045 Switch - Miniature, Alarm Buzzer, Low Profile Roof Escape Hatch



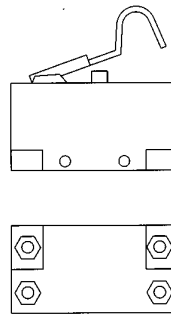
85560055 Switch - Micro, Buzzer, Roof Escape Hatch



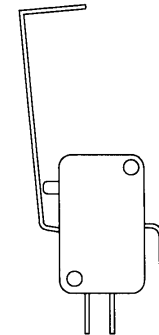
85650238 Switch - Limit, 5000 Series, Electric Stop Sign



85650529 Switch - Micro, Reb Lift

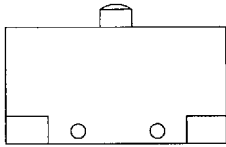


85640082 Switch - Micro, Side Exit Door

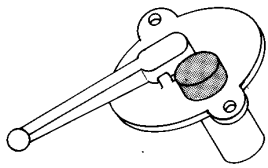


85650317 Switch - Limit, Power Cut-Off

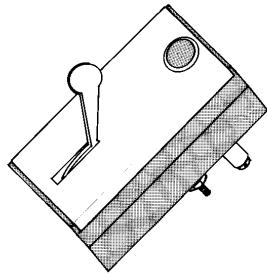
1



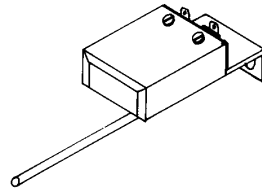
85640010 Switch - Snap
Action



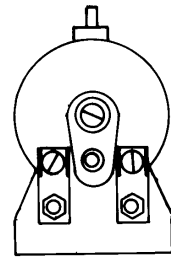
22028367 Switch - Turn
Signal Lever Action 828



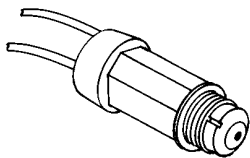
25018378 Switch - Electric
Sander 40130 A-730



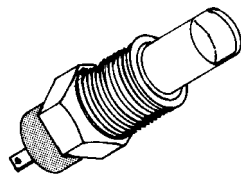
61230586 Switch -
Throttle, Assembly



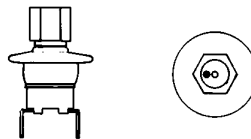
52000319 Switch - Air
Wave Bode #0057.17



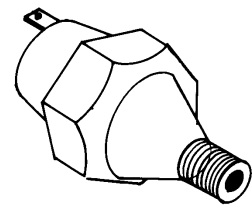
61200171 Switch - Neutral,
DDA #23011921



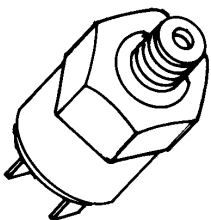
61200231 Switch -
Temperature 84210



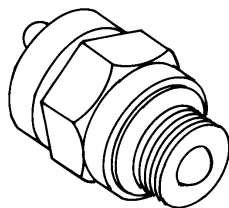
65000414 Switch -
Pressure A/C 70801



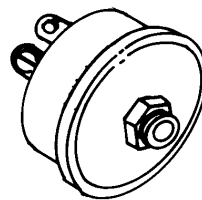
22036377 Switch -
Stoplight #1749-11107
Fasco
61200230 Switch - Oil
Pressure, 6 PSI
86480002 Switch - Low Oil
Pressure



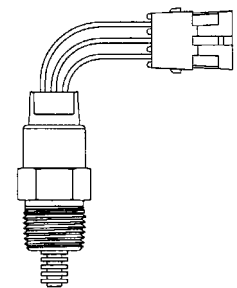
52000320 Switch -
Pressure, Bode
#441014011



61200392 Switch - Light,
Back-Up, N.O.
61200394 Switch - Neutral
Safety, N.C.



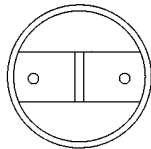
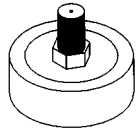
61230597 Switch - Hobbs
Pressure Sensing



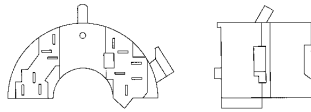
61230334 Switch - Fan
Control, Inlet Air Sensor

Miscellaneous

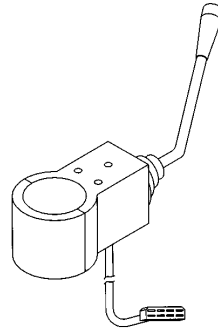
1



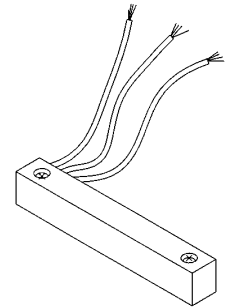
61130409 Switch -
Stoplight, Berg #32510



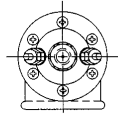
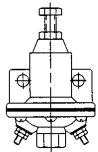
61200740 Switch - Tilt
Steering Column Assembly



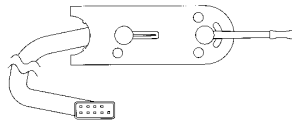
61200242 Switch - Turn
Signal



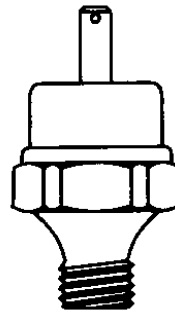
85450041 Switch -
Actuator, Transit Sash



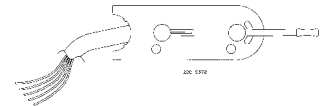
61170208 Switch -
Pressure, Adjustable Low
Air



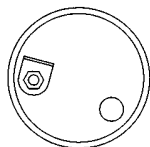
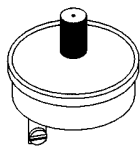
52000120 Switch -
Combination



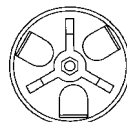
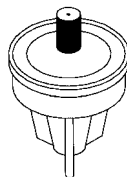
52001817 Switch -
Stoplight, #1749-2105
64003009 Switch -
Pressure, Assembly, with
Fittings for Warning & Step
Lights



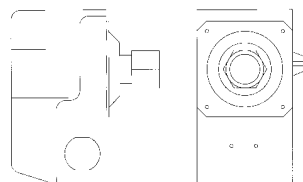
22015378 Switch - Turn
Signal



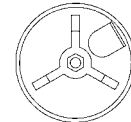
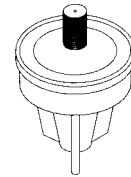
61230392 Switch - Oil
Pressure, 15 PSI
61230393 Switch - Oil
Pressure, 20 PSI



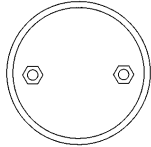
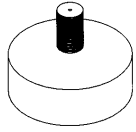
61230331 Switch -
Pressurestat, NC 10 PSI, 3
Terminal



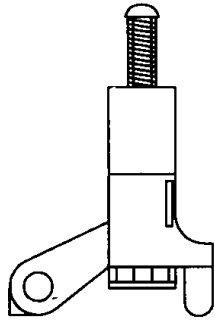
65000600 Switch -
Pressure, #AF265



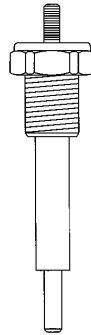
61230653 Switch -
Pressure, NC, 10 PSI, 1
Terminal



86480239 Switch - Stop Light



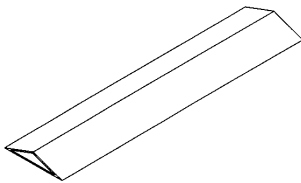
86480723 Switch - Park Brake Light



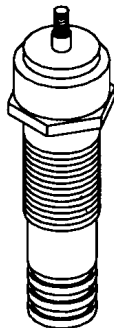
86480465 Switch - Low Water



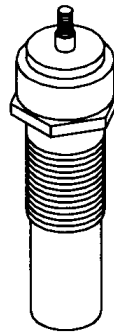
86480589 Switch - Brake Light



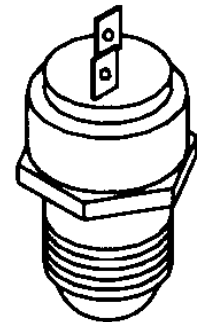
52000607 Switch - Ribbon, 3/16" x 3/4" x 50", Black #102-B



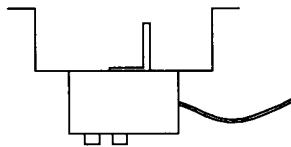
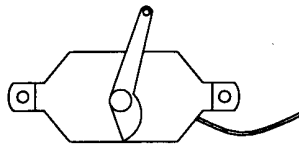
61230644 Switch - Fan Control, Water Temperature 190°



61230646 Switch - Fan Control, Water Temperature 200°



61180100 Switch - Neutral & Reverse, Automatic Transmission



65000442 Switch - Freeze, A/C, #7042-1


Obsolete & Replacement Switches

1


<u>Obsolete Switches</u>	<u>Replacement Switches</u>	<u>Obsolete Switches</u>	<u>Replacement Switches</u>	<u>Obsolete Switches</u>	<u>Replacement Switches</u>
52002081	52003101	52002615	52003101	52003011	52003101
52002083	52003102	52002616	52003102	52003012	52003102
52002084	52003103	52002617	52003103	52003013	52003103
52002085	52003104	52002618	52003104	52003014	52003106
52002086	52003105	52002619	52003105	52003015	52003110
52002087	52003106	52002620	52003106	52003016	52003111
52002088	52003107	52002621	52003107	52003018	52003119
52002089	52003108	52002622	52003108	52003023	52003124
52002090	52003109	52002623	52003109	52003024	52003135
52002091	52003110	52002624	52003110	52002658	52003160
52002092	52003111	52002625	52003111	52002734	52003137
52002093	52003112	52002626	52003112		
52002094	52003113	52002627	52003113		
52002095	52003114	52002629	52003114		
52002096	52003115	52002630	52003115		
52002097	52003116	52002631	52003116		
52002098	52003117	52002632	52003117		
52002099	52003118	52002633	52003118		
52002100	52003119	52002634	52003119		
52002101	52003120	52002635	52003120		
52002102	52003121	52002636	52003121		
52002103	52003122	52002637	52003122		
52002104	52003123	52002638	52003123		
52002113	52003124	52002640	52003124		
52002114	52003125	52002641	52003125		
52002115	52003126	52002642	52003126		
52002116	52003127	52002643	52003127		
52002329	52003128	52002644	52003128		
52002482	52003129	52002645	52003129		
52002483	52003130	52002646	52003130		
52002484	52003131	52002647	52003131		
52002485	52003132	52002648	52003132		
52002486	52003133	52002649	52003133		
52002487	52003134	52002650	52003134		
52002488	52003135	52002651	52003135		
52002509	52003136	52002652	52003136		



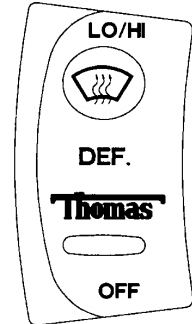
52003163 Switch - Rocker, Fan, 20 Amp, SPSt ON-OFF




52003164 Switch - Rocker, Pump, 20 Amp, SPST ON-OFF




52003180 Switch - Rocker, Mirror, SPST ON-OFF with Amber Pilot Light




52003191 Switch - Rocker, Def., 20 Amp SPST ON-ON-ON




52003192 Switch - Rocker, Left Heater, 20 Amp DPDT ON-ON-ON




52003194 Switch - Rocker, Right Heater, 20 Amp DPDT ON-ON-ON




52003195 Switch - Rocker, Pass. Heater, 20 Amp DPDT ON-ON-ON




52003196 Switch - Rocker, Fan, 20 Amp DPDT ON-ON-ON




52003197 Switch - Rocker, Fan, 20 Amp, DPDT ON-ON-ON




52003199 Switch - Rocker, Def./Heater, 20 Amp DPDT ON-ON-ON




52003200 Switch - Rocker, Speaker, 20 Amp DPDT ON-ON-ON



52003201 Switch - Rocker, Drivers Heater, 20 Amp DPDT ON-ON-ON



52003165 Switch - Rocker, Interior, 20 Amp SPST ON-OFF



52003166 Switch - Rocker, Driver's Dome, 20 Amp SPST ON-OFF




52003167 Switch - Rocker, Warning, 20 Amp DPDT CENTER OFF
52003168 Switch - Rocker, Warning, 20 Amp SPST ON-OFF




52003169 Switch - Rocker, Warning, 20 Amp SPST-ON-MOM. OFF
52003170 Switch - Rocker, SPST OFF-MOM. ON
52003171 Switch - Rocker, DPST MOM. ON-OFF-MOM. ON
52003198 Switch - Rocker, DPST ON-OFF




52003172 Switch - Rocker, Warning, 20 Amp DPDT OFF-ON-MOM. ON




52003173 Switch - Rocker, I.D./Marker, 20 Amp SPST ON-OFF



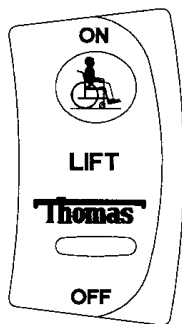
52003174 Switch - Rocker, Strobe, SPST ON-OFF with Red Pilot Light



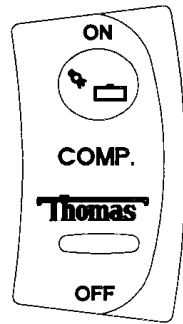
52003175 Switch - Rocker, Revol., SPST ON-OFF with Red Pilot Light



52003176 Switch - Rocker, Chime, 20 Amp SPST ON-OFF



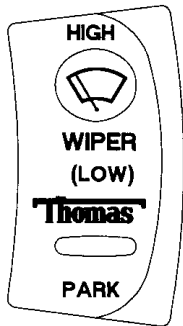
52003177 Switch - Rocker, Lift, SPST ON-OFF with Red Pilot Light



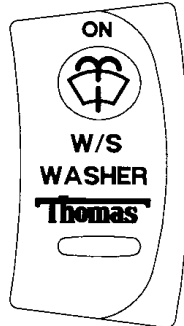
52003178 Switch - Rocker, Comp., 20 Amp SPST ON-OFF



52003179 Switch - Rocker, Horn, 20 Amp SPST MOM. ON




52003181 Switch - Rocker, Wiper, DPDT PARK-LOW-HIGH



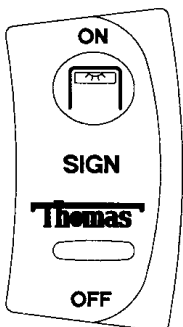
52003182 Switch - Rocker, W/S Washer, 20 Amp SPST MOM. ON



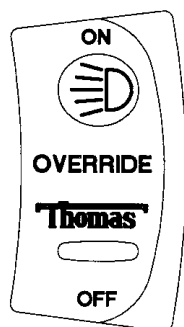
52003183 Switch - Rocker, Fog, SPST ON-OFF with Amber Pilot Light




52003184 Switch - Rocker, Emers. Door, SPST ON-OFF, with Amber Pilot Light



52003185 Switch - Rocker, Sign, 20 Amp, SPST ON-OFF




52003186 Switch - Rocker, Override, 20 Amp DPST ON-OFF
52003187 Switch - Rocker, Override, 20 Amp SPST MOM. ON



52003188 Switch - Rocker, Master, SPST ON-OFF with Red Pilot Light



52003189 Switch - Rocker, Step/Door, 20 Amp SPST ON-OFF



52003190 Switch - Rocker, Sander, SPST ON-OFF w/ Red Pilot Light



52003198 Switch - Rocker, Warning, 20 Amp DPST ON-OFF




Table Of Contents

Warning2-2

Turn Signal2-3

Stop & Tail2-5

Stop, Tail & Back-Up2-8

Marker2-9

Back-Up2-13

Headlight2-14

Headlight/Parking2-15

Step2-16

Dome2-17


Dome/Door2-18

Fluorescent2-19

Strobe2-20

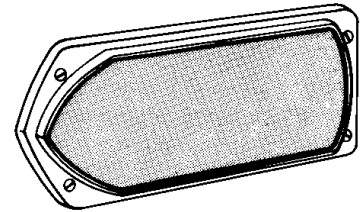
Warning

2

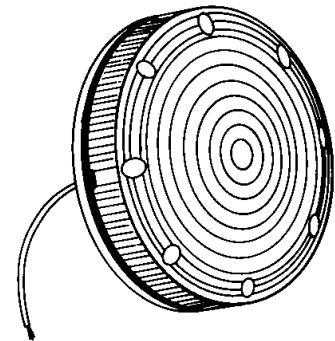


Part No.	Description
80520250	Light - Warning, Red, Assembly, 2000 (Baader Brown)
80520249	Base - 2000
80520248	External Gasket - Lens
80520247	Internal Gasket - Base
80520245	Red Lens
22003369	Bulb - Sealed Beam Warning Lights
80520251	Light - Warning, Amber, Assembly (Baader Brown)
80520249	Base - 2000
80520248	External Gasket - Lens
80520247	Internal Gasket - Base
80520246	Amber Lens
22003369	Bulb - Sealed Beam Warning Lights
85521658	Light - Warning, Red, Seal Beam (KD #745)
85520071	Red Lens
22003369	Bulb - Sealed Beam Warning Lights
52001659	Light - Warning, Amber, Seal Beam (KD #745)
85520072	Amber Lens
22003369	Bulb - Sealed Beam Warning Lights
52002426	Light - Warning, Red, Halogen (KD #845)
85520136	Red Lens
85520190	Reflector
85520134	Bulb - Warning Light, Halogen
52002427	Light - Warning, Amber, Halogen (KD #845)
85520135	Amber Lens
85520190	Reflector
85520134	Bulb - Warning Light, Halogen
22025372	Light - Warning, Red, Seal Beam (Weldon 1020)
22049372	Red Lens
22003369	Bulb - Sealed Beam Warning Lights
22026372	Light - Warning, Amber, Seal Beam (Weldon 1020)
22050372	Amber Lens
22003369	Bulb - Sealed Beam Warning Lights

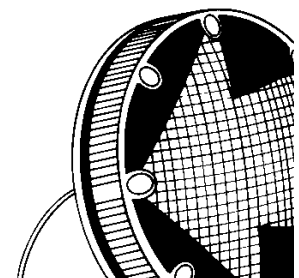
Part No.	Description
22055368	Light - Turn Signal, Amber (Guide)
25128368	Lens - Amber, Turn Signal (Guide)
22069365	Bulb - Miniature, #1156, 12-Volt



Part No.	Description
22047377	Light - Turn Signal 7 Amber (KD 744)
22003378	Lens - Turn Signal, Amber (KD 744)
22069365	Bulb - Miniature, #1156, 12-Volt
85520064	Gasket - Lens
85690010	Screw - Lens
85520001	Gasket - Mounting
85520084	Pigtail - Light
22048377	Light - Stop Red Lens (KD 744)
22004378	Lens - Stop, Red (KD 744)
22069365	Bulb - Miniature, #1156, 12-Volt (G.E.)
85520064	Gasket - Lens
85690010	Screw - Lens
85520001	Gasket - Mounting
85520084	Pigtail - Light
52001828	Light - Back Up, Clear (KD 744)
85520073	Lens - Clear, Moonstone, Back Up (KD 744)
22069365	Bulb - Miniature, #1156, 12-Volt
85520064	Gasket - Lens
85690010	Screw - Lens
85520001	Gasket - Mounting
85520084	Pigtail - Light

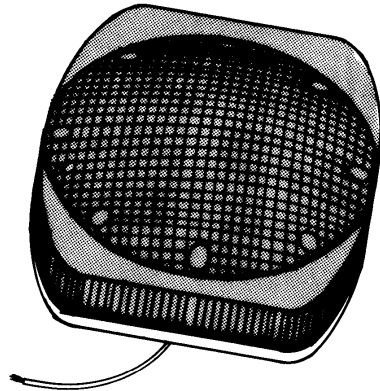


Part No.	Description
52001836	Light - Turn Signal Assembly, Amber Arrow (KD 744)
22069365	Bulb - Miniature, #1156, 12-Volt
52001835	Light - Turn Signal Assembly, Red Arrow (KD 744)
22069365	Bulb - Miniature, #1156, 12-Volt
22021372	Light - Turn Signal Amber Arrow (Weldon 1000)
22056372	Lens - Turn Signal, Amber with Arrow Weldon
22069365	Bulb - Miniature, #1156, 12-Volt
22020372	Light - Turn Signal, Red Arrow (Weldon 1000)
22057372	Lens - Turn Signal, Red with Arrow Weldon
22069365	Bulb - Miniature, #1156, 12-Volt



Turn Signal

2




Part No.

52000154
52000199
22069365
85520107
52000158
52000199
22009367
85520107
52000157
52000200
22069365
85520104
85520105

Description

Light - Turn Signal, 7" x 8", Amber, Single Contact (Weldon 2010)
Lens - Amber, Turn Signal (Weldon 2010)
Bulb - Miniature, #1156, 12-Volt
Lens - Red, Turn Signal (Weldon 2010)
Light - Turn Signal, 7" x 8", Amber, Double Contact (Weldon 2010)
Lens - Amber, Turn Signal (Weldon 2010)
Bulb - Miniature, Double Contact, #1157, 12-Volt
Lens - Red, Turn Signal (Weldon 2010)
Light - Turn Signal, with Arrow, 7" x 8", Single Contact (Weldon 2010)
Lens - Amber, Turn Signal, with Arrow
Bulb - Miniature, #1156, 12-Volt
Pad - Mounting
Gasket - Lens

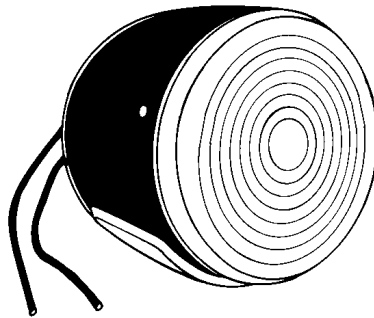


Part No.

52001445
85520103
85520104
85520105

Description

Light - Turn Signal, 7" x 8" Vertical, Amber, with Arrow (Weldon 2005)
Lens - Amber, with Arrow (Weldon 2005)
Pad - Mounting
Gasket - Lens

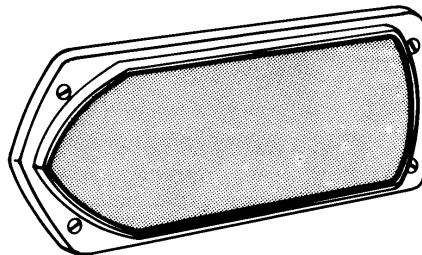


Part No.

22020377
22008377
85520086
22022373
22009367

Description

Light - Stop and Tail with License (Grote 5085)
Lens - Stop and Tail, Red, 2 Hole (Grote 5085)
Lens - Stop and Tail, Red, Snap On
Lens - Stop and Tail, Red, 3 Hole (Grote 5085)
Bulb - Double Contact, #1157, 12-Volt



Part No.

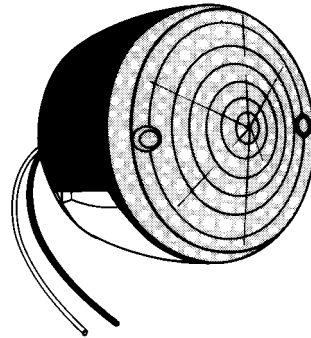
22056368
25127368
22069365

Description

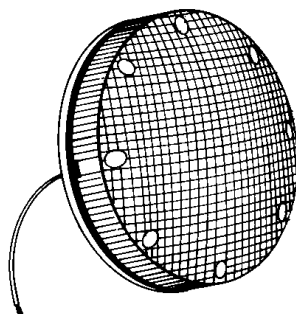
Light - Turn Signal, Red (Guide)
Lens - Red, Turn Signal (Guide)
Bulb - Miniature, #1156, 12-Volt

Stop & Tail

2

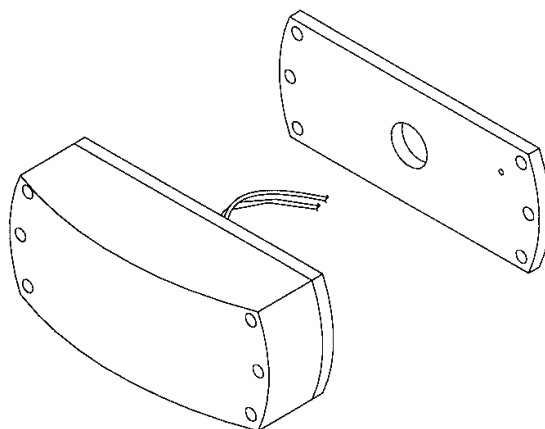


Part No.	Description
52001849	Light - Stop and Tail, with License Light, Snap On Lens (Dominion)
85520061	Lens - Stop and Tail Light, Snap On (Dominion)
22009367	Bulb - Double Contact, 12-Volt
22041375	Light - Stop and Tail, with License Light (KD 200)
22043375	Lens - Stop and Tail, Red (KD 200)
22009367	Bulb - Double Contact, #1157, 12-Volt
85520161	Screw - 6 - 32 x 5/8"
22042375	Light - Stop and Tail, no License Light (KD 200)
22043375	Lens - Stop and Tail, Red (KD 200)
22009367	Bulb - Double Contact, #1157, 12-Volt
85520161	Screw - 6 - 32 x 5/8"
52000716	Light - Back Up, Assembly, Double Contact
22043375	Lens - Stop and Tail, Red (KD 200)
22009367	Bulb - Double Contact, 12-Volt
85520161	Screw - 6 - 32 x 5/8"



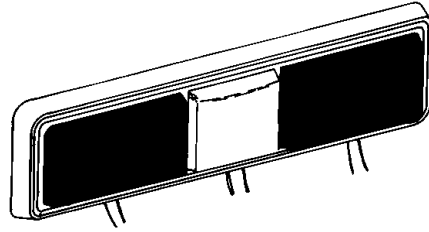
Part No.	Description
22022372	Light - Stop, Red, Complete with Bulb (Weldon 1010)
22058372	Lens - Stop, Red (Weldon 1010)
22069365	Bulb - Miniature, #1156, 12-Volt
52000444	Gasket - Light, Base, Black
52000443	Gasket - Lens, White
22023372	Light - Stop, Amber, Complete with Bulb (Weldon 1010)
22059372	Lens - Stop, Amber (Weldon 1010)
22069365	Bulb - Miniature, #1156, 12-Volt
52000444	Gasket - Light, Base, Black
52000443	Gasket - Lens, White
52000137	Light - Back Up, 7" Clear Lens (Weldon 1010)
22048372	Lens - Back -up, Clear (Weldon 1010)
22069365	Bulb - Miniature, #1156, 12-Volt
52000444	Gasket - Light, Base, Black
52000443	Gasket - Lens, White
22019379	Light - Stop/Tail, Red Double Contact (Weldon 1010 - 1120)
22058372	Lens - Red, Stop/Tail Light (Weldon 1010 - 1120)
22009367	Bulb - Miniature, #1157, Double Contact
52000444	Gasket - Light, Base, Black
52000443	Gasket - Lens, White

Part No.	Description
52001067	Light - Red Stop, Flat Back (Weldon 2030)
85520128	Lens - Red
22069365	Bulb - Miniature, #1156

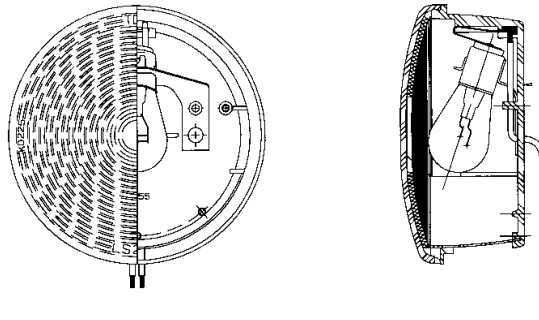


Stop, Tail, & Back-Up

2



Part No.	Description
52000216	Light - Stop, Tail, Back-Up and Turn Signal, with Red Turn Signal Lens (KD 460)
52000219	Lens - Clear, Center, Back Up Light (KD)
52000218	Lens - Red
22069365	Bulb - Miniature, #1156, 12-Volt
22009367	Bulb - Double Contact, #1157, 12-Volt
85520157	Gasket - Lens, Clear
85520156	Gasket - Lens, Amber, Red
52001605	Light - Combination, Stop, Tail, Back-up and Turn Signal, with Amber Turn Signal Lens
52000219	Lens - Clear, Center, Back-Up Light
52000218	Lens - Red
52000217	Lens - Amber
22069365	Bulb - Miniature, #1156, 12-Volt
22009367	Bulb - Double Contact, #1157, 12-Volt
85520157	Gasket - Lens, Clear
85520156	Gasket - Lens, Amber, Red

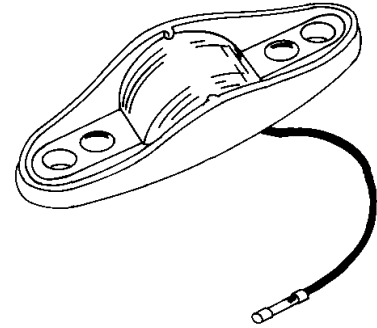


Part No.	Description
52002058	Light - Stop, Tail and Turn, with License Lens, Low Profile (KD 225)
85520114	Lens - Red, #2256-061
85520115	Lens - Clear, License #46156-031
22009367	Bulb - Double Contact, 12-Volt, #1157

Part No.

Description

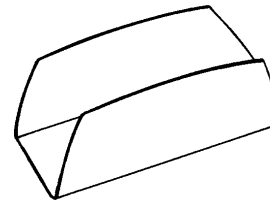
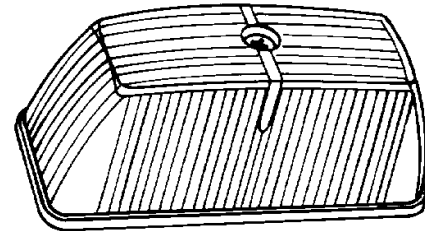
- 22159365 Light - Marker, Amber (Arrow 50)
- 22077366 Lens - Marker, Amber (Arrow 50)
- 22067365 Bulb - Miniature, #67, 12-Volt
- 22160365 Light - Marker, Red (Arrow 50)
- 22076366 Lens - Marker, Red (Arrow 50)
- 22067365 Bulb - Miniature, #67, 12-Volt



Part No.

Description

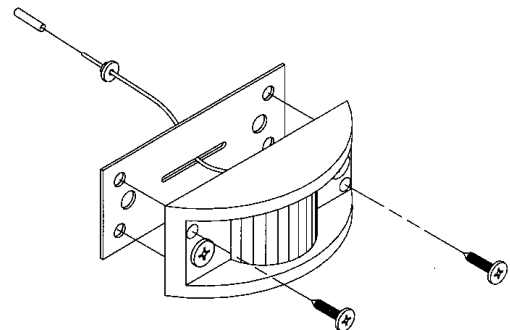
- 52001785 Light - Marker, Red, No Shield (KD 556)
- 52001887 Lens - Red, Marker Light (KD 556)
- 22065365 Bulb - Miniature
- 29000015 Screw - Lens
- 52001786 Light - Marker, Amber, No Shield (KD 556)
- 52001888 Lens - Amber, Marker Light (KD 556)
- 22065365 Bulb - Miniature
- 29000015 Screw - Lens
- 52001829 Shield - Armored, Marker Light
- 52001830 Gasket - Armored Shield



Part No.

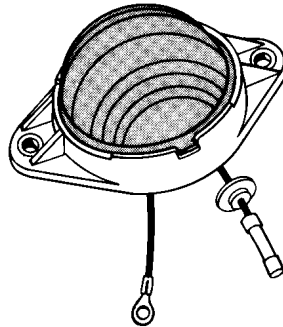
Description

- 52002290 Light - Marker, Amber Vanguard II (Peterson)
- 85520118 Lens - Marker Light, Amber (Peterson)
- 22010367 Bulb - Miniature
- 52002289 Light - Marker, Red Vanguard II (Peterson)
- 85520119 Lens - Marker Light, Red (Peterson)
- 22010367 Bulb - Miniature

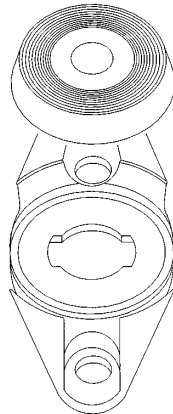


Marker

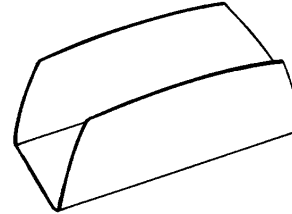
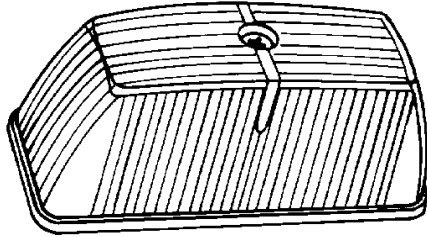
2



Part No.	Description
22020378	Light - Side Directional, Amber (Trucklite)
52000085	Lens - Amber, Side Marker (Trucklite)
52000198	Lens - Red, Side Marker (Trucklite)
52000086	Bulb - Side Marker
85520005	Gasket - Mounting
52000280	Light - Dome, Clear, 12-Volt, 12, CP #0501 (Trucklite)
52000362	Lens - Clear, Engine Compartment (Trucklite)
52000086	Bulb - Side Marker
85520005	Gasket - Mounting

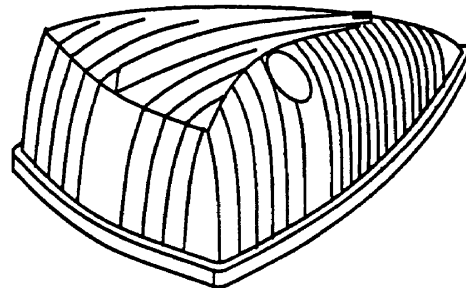


Part No.	Description
52001359	Kit - Mounting Base, Cam On (Trucklite)
52001360	Light - Marker, Clearance, Amber (Trucklite)
52001361	Light - Marker, Clearance, Red (Trucklite)



Part No.	Description
22020370	Light - Marker, Amber, No Shield (Weldon 5000)
22026370	Lens - Amber, Marker Light (Weldon 5000)
52000227	Gasket - Lens, Marker Light
52000811	Bulb - 12-Volt, Marker Light
52000228	Gasket - Between Body and Marker Light
29000015	Screw - Lens

Part No.	Description
22019370	Light - Marker, Red, No Shield (Weldon 5000)
22025370	Lens - Red, Marker Light (Weldon 5000)
52000227	Gasket - Lens, Marker Light
52000811	Bulb - 12-Volt, Marker Light
52000228	Gasket - Between Body and Marker Light
29000015	Screw - Lens
22021370	Shield - Armored, Marker Light
22022370	Gasket - Between Shield and Marker Light

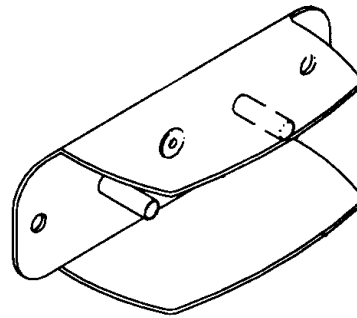
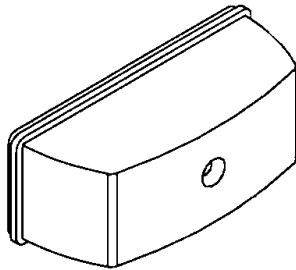


Part No.	Description
52000486	Light - Marker, Red (Weldon 5050)
90000017	Lens - Red (Weldon 5050)
52001840	Bulb
52001911	Gasket - Lens
52001912	Screws - Lens
52000560	Gasket - Armor Shield
85520154	Gasket
52000559	Shield

Part No.	Description
52000487	Light - Marker, Amber (Weldon 5050)
90000018	Lens - Amber (Weldon 5050)
52001840	Bulb
52001911	Gasket - Lens
52001912	Screw - Lens
52000560	Gasket - Armor Shield
85520154	Gasket
52000559	Shield

Marker

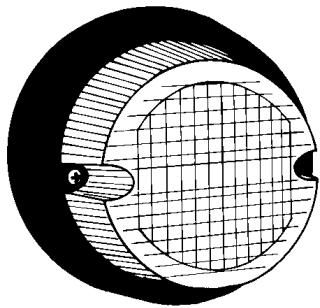
2



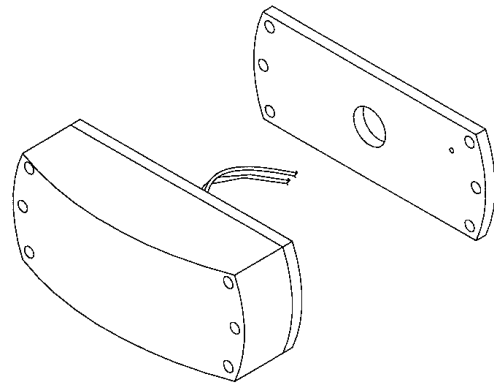
Part No.

Description

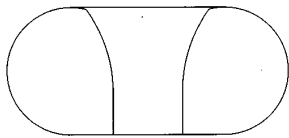
- 52001937 Light - Marker, Red, Two Bulb, with Shield (Weldon 5100)
- 22025370 Lens - Red, Marker Light (Weldon 5100)
- 22065365 Bulb - Marker Light, 12-Volt
- 52001942 Base, with Shield, 2 Bulb Marker Light
- 52001941 Gasket, Between Body and Base
- 52001943 Gasket, Between Base and Lens
- 52001938 Light - Marker, Amber, Two Bulb, with Shield (Weldon 5100)
- 22026370 Lens - Amber, Marker Light (Weldon 5100)
- 22065365 Bulb - Marker Light, 12-Volt
- 52001942 Base, with Shield, 2 Bulb Marker Light
- 52001941 Gasket, Between Body and Base
- 52001943 Gasket, Between Base and Lens



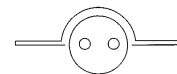
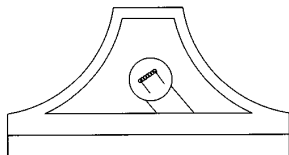
- | Part No. | Description |
|-----------------|--|
| 52000716 | Light - Back-Up, Assembly, with Bulb |
| 22005373 | Light - Back-Up, Clear, Less Bulb
(Grote 458) |
| 22015373 | Lens - White, Back-Up Light |
| 22069365 | Bulb - Miniature |
| 22045373 | Ring - Retainer, Back-Up Light |
| 85520090 | Gasket - Lens |



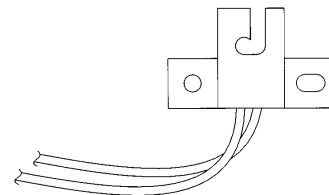
- | Part No. | Description |
|-----------------|--|
| 52002874 | Light - Clear, 2 1/2" x 6"
(Weldon 7100-30) |
| 85520197 | Lens - Clear |
| 22069365 | Bulb #1156 |
| 85520198 | Gasket - Lens to Base, White |
| 85520199 | Gasket - Light to Body, Black |



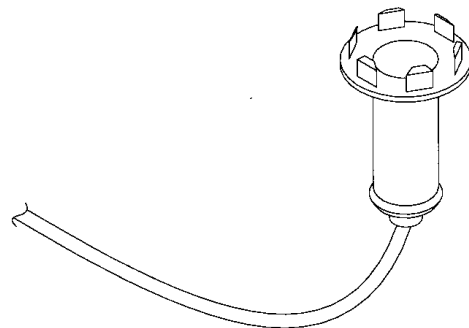

- | Part No. | Description |
|-----------------|-----------------------|
| 52000334 | Light - License Plate |
| 22067365 | Bulb #67 |



- | Part No. | Description |
|-----------------|----------------------------|
| 65000975 | Socket - Pigtail, Two Wire |



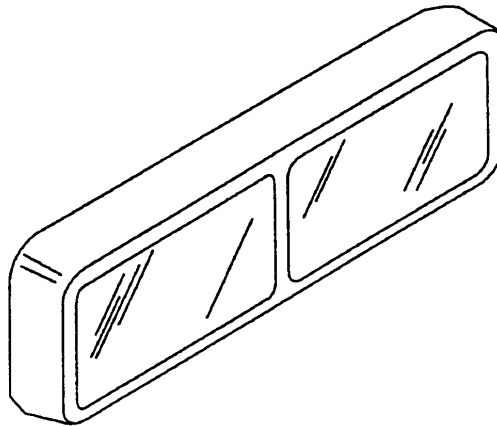
- | Part No. | Description |
|-----------------|--|
| 52001475 | Light - Side Electrical Compartment
(Trucklite) |
| 85520123 | Lens - Clear (Trucklite) |
| 22065365 | Bulb #1895 |



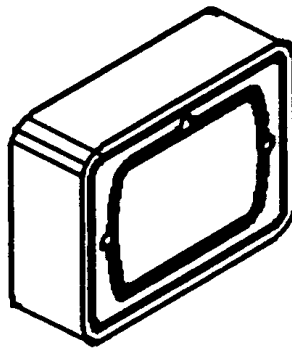
- | Part No. | Description |
|-----------------|--|
| 52001475 | Light - Side Electrical Compartment
(Trucklite) |
| 85520123 | Lens - Clear (Trucklite) |
| 22065365 | Bulb #1895 |

Headlight

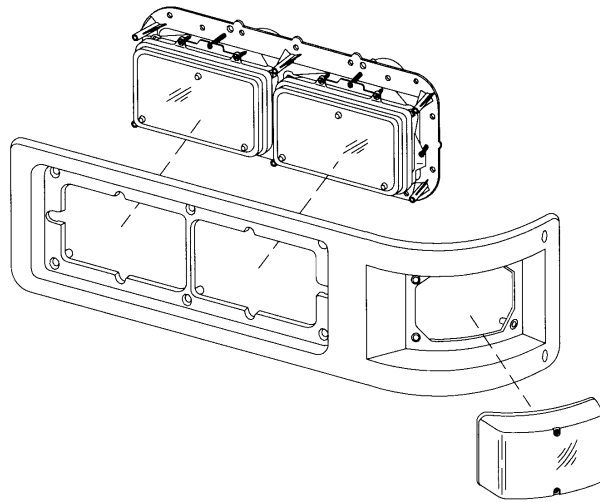
2



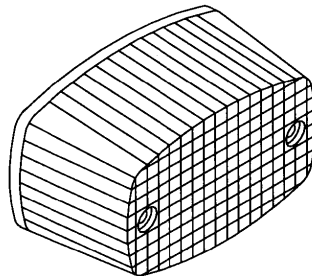
Part No.	Description
52001884	Headlight - Dual, Left Side, Assembly 165 MM (Advanced Technology)
85520003	Bezel - Chrome (Advanced Technology)
52001876	Headlamp - Sealed Beam, "Hi Beam"
52001875	Headlamp - Sealed Beam, "Hi/Low Beam"
52001885	Headlight - Dual, Right Side, Assembly 165MM (Advanced Technology)
85520003	Bezel - Chrome (Advanced Technology)
52001876	Headlamp - Sealed Beam, "Hi Beam"
52001875	Headlamp - Sealed Beam, "Hi/Lo Beam"



Part No.	Description
52001886	Headlight - Single, 200 MM Rectangular (Advanced Technology)
52000147	Bezel - Chrome (Advanced Technology)
52001891	Headlamp - Sealed Beam, "Hi/Low Beam" (GE)
85520127	Base - Housing (Advanced Technology)

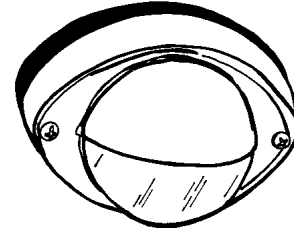


Part No.	Description
52002358	Headlight - Dual, Left Side, Assembly, with Bezel
52002359	Headlight - Dual, Right Side, Assembly, with Bezel
52001876	Headlamp - Sealed Beam, "Hi Beam"
52001875	Headlamp - Sealed Beam, "Hi/Low Beam"
27155213	Screw - Machine, 10-32 x 1" Phillips Truss Head
27131183	Washer - Lock, No. 10 Zinc
69004149	Nut - Retainer Self Anchoring, J Type, 10-32
69003056	Screw - Tapping, #8 x 1 1/2" Pan Head, Steel Zinc
53002644	Bezel - Headlight
27162703	Screw - Tapping, #10 x 1 1/4", Phillips Flat Head, Type B, Zinc
52002347	Light - Turn Indicator, Amber Corner Mount, with Bulb
53002680	Headlight-Support

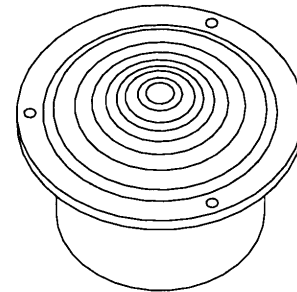


Part No.	Description
52002153	Light - Parking, Amber (Peterson)
85520121	Lens - Parking Light
22067365	Bulb - Miniature
52002152	Light - License Clear
85520122	Lens - Clear

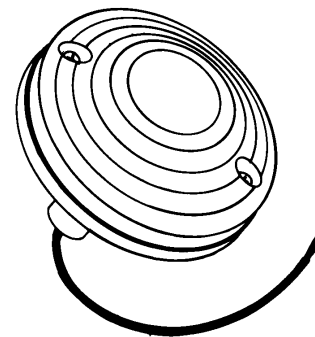
Part No.	Description
52000118	Light - Stepwell, Shielded (KD 856)
52001279	Lens - Clear, Step (KD 856)
85520049	Bulb - Miniature, 12-Volt (P/N 1141)
52000383	Light - Patio (KD 856)
85520062	Lens - Clear (KD 856)
22069365	Bulb - Miniature, #1156, 12-Volt



Part No.	Description
52002151	Light - Stepwell, Assembly (Peterson)
85520120	Lens - Clear, Stepwell, 4 1/4", Recessed
22069365	Bulb - Miniature, #1156, 12-Volt

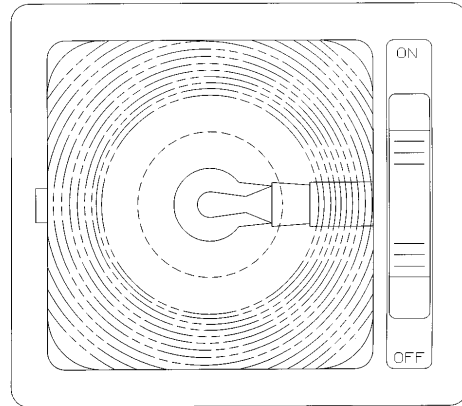


Part No.	Description
22002374	Light - Stepwell, with 89 Bulb (Weldon 8025)
22003374	Lens - Clear, Stepwell (Weldon 8025)
85520048	Bulb - Miniature, 12-Volt
27161906	Screw - Lens & Mounting
22025374	Light - Red (Weldon 8026)
22026374	Lens - Red (Weldon 8026)
85520048	Bulb
27161906	Screw - Lens & Mounting



Part No.
 52002597
 85520169
 85520168

Description
 Light - Interior Driver's Dome
 Bulb (C921)
 Lens

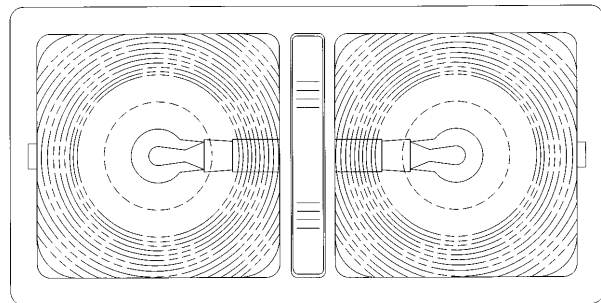


Part No.
 52002578

Description
 Lights - Interior, Double, Overhead
 Dome Step Light

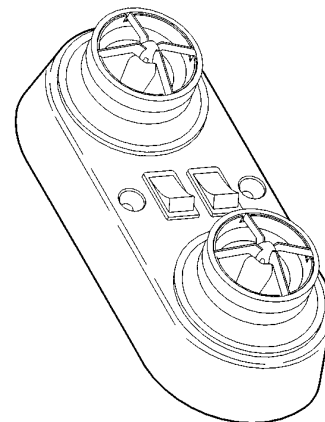
85520169
 85520168

Bulb (C921)
 Lens



Part No.
 52000253
 52000254
 29940034
 29920032
 22010379
 29006365
 22200365
 22050377
 52000811
 85650205

Description
 Light - Reading, Double
 Base - Reading Light
 Nut - Acorn
 Screw - #10 x 1 1/4"
 Bushing - Snap
 Rivet
 Connector - Cup
 Terminal -Ring
 Bulb #168
 Ring



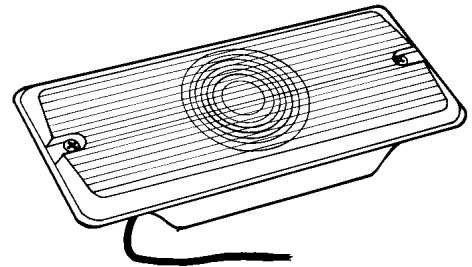
2

Part No.

85520092
22020374
22021374
22068365

Description

Light - Dome, Assembly (Weldon 8005)
Base - Dome Light, with Bulb (Weldon 8005)
Lens - Clear, Dome Light (Weldon 8004)
Bulb - Miniature, 12-Volt




Part No.

22036375
52000016
22068365

Description

Light - Dome, Deluxe Chrome (Weldon 8010)
Lens - Dome Light, Deluxe(Weldon 8010)
Bulb - Miniature, 12-Volt




Part No.

52001460
22065365

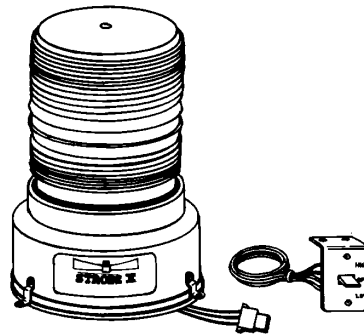
Description

Light - Interior, Signal Lamp, Vapor Door,
Bulb - 12-Volt, #1895






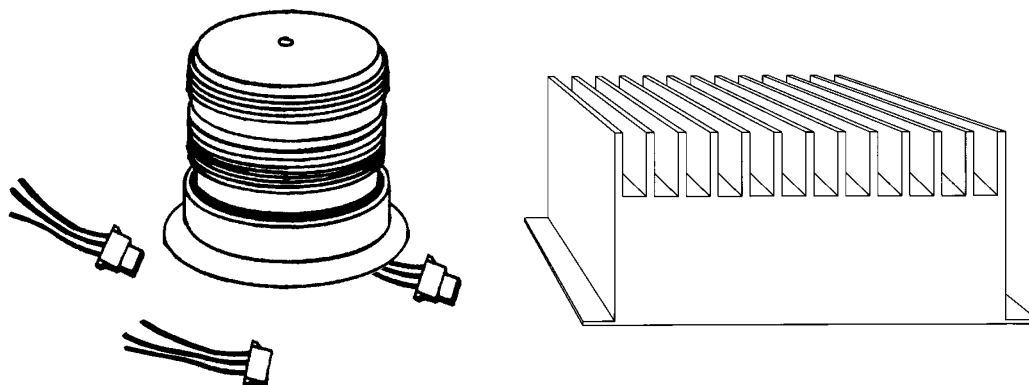
Part No.	Description
52000299	Light - Interior, Fluorescent Rec
52000300	Lens - Interior Light, Clear
52000304	Lens - Interior Light, Gray
52000468	Bulb - Light, Fluorescent
52000301	Housing, 53" Long
52000302	Cap - End (Set of 2)
52000303	Screw - End Cap
52000666	Ballast - Light
52001278	Light - Interior, 48" Fluorescent Strip
52001282	Lens - Interior Light
52000468	Bulb - Light, Fluorescent



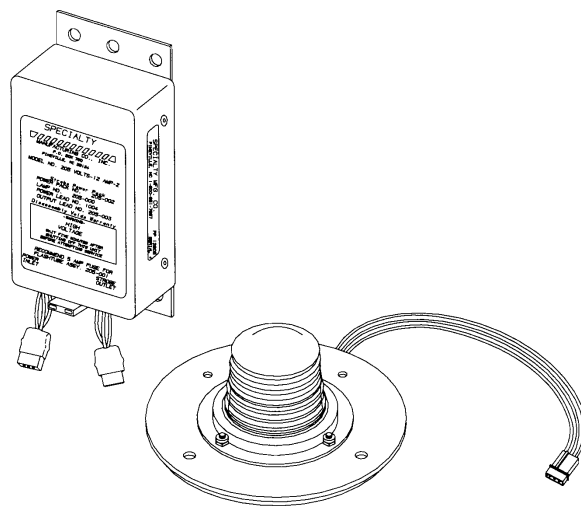
Part No.	Description
22032374	Light - Strobe, Clear Lens
52000585	Light - Strobe, Red Lens
85520150	Lens - Strobe, Amber
85520159	Flashtube



Part No.	Description
52001080	Light - Strobe, Clear, #2020 (Austin)
85520045	Lens - Clear
85520097	Flashtube
85520098	Power Supply
52001660	Light - Strobe, Clear #804-0301 (KD Lamp)
85520099	Flashtube
85520100	Power Supply
85520101	Lens
52002044	Light - Strobe, Clear Lens, Roof Mount #515-400 (Specialty)
85520094	Lens - Clear, 4"
85520095	Flash - Tube
85520096	Guard - Lens (Specialty)
52002157	Guard - Lens, (Thomas)



Part No.	Description
22003377	Light - Strobe, Assembly, with Power Pack & Two Leads (Aeroflash)
52001187	Pack - Power, 12-Volt, Double Flash (Aeroflash)
85520074	Adapter - Male
85520075	Adapter - Female
85520076	Light - Strobe, Double Flash, Clear Lens (Aeroflash)
52000438	Tube - Flash (Aeroflash)
85520077	Lens - Clear
85520078	Gasket - Lens
85520079	Gasket - Base
85520080	Guard - Branch (Optional)



Part No.	Description
52002574	Light - Strobe, Kit, Clear, Roof Mount
85520164	Lens - Clear, Mini Strobe
85520152	Lamp - Assembly, Clear
85520153	Power - Pack





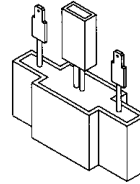
Table Of Contents

Flasher3-2
Solenoid3-3
Doran Monitor3-5
Relay3-6
Circuit Breaker3-7
Fuse3-8
Buzzer & Miscellaneous Breakers3-9
Fuse Panel3-10
Backing Alarms3-11

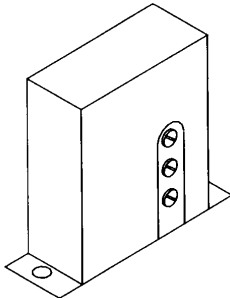
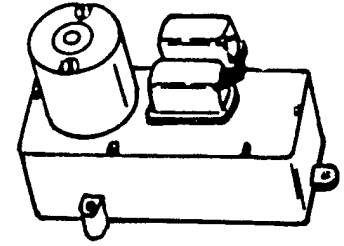
Flasher



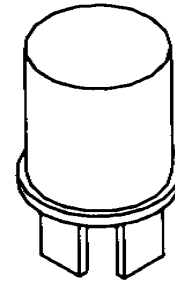
Part No. 22023369
Description Flasher - 4-Light, Baader Brown



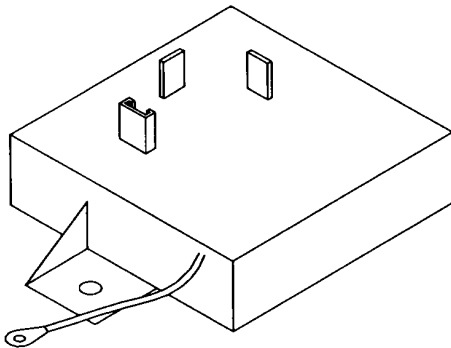
Part No. 22066374
Description Relay - Flasher, #150-39
22067374 Relay - Flasher, #150-40
22038373 Flasher - 8-Light, Baader Brown, #1920
22039373 Flasher - 8-Light, Baader Brown, #1125
22026375 Block - Contact (Used with 22038373 & 22039373)



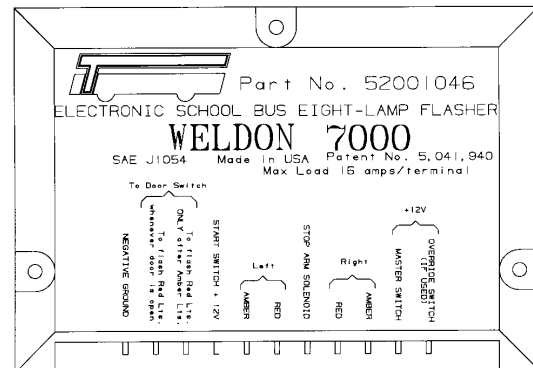
Part No. 22149365
Description Flasher - Motor Driven, Arrow



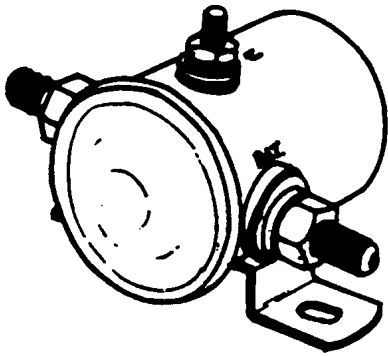
Part No. 22018369
Description Flasher - Thermal Wagner
61200413 Flasher - 12-Volt, Wagner
61200435 Flasher - 12-Volt, Hazard Warning



Part No. 22013373
Description Flasher - 12-Volt, Dietz

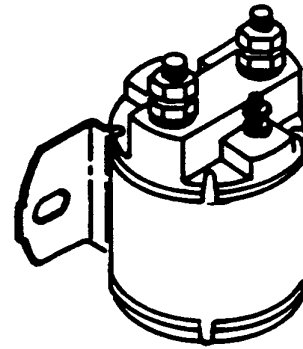


Part No. 52001046
Description Flasher - 8-Light, Electronic
52001048 Flasher - 4-Light, Electronic



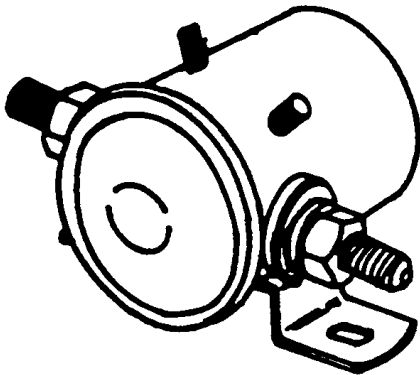
Part No.
 52000001
 52000201
 52000449
 65002550
 65000403
 65000811

Description
 Solenoid - Contractor, Vandalock
 Solenoid - Reb Lift, Monarch Pump
 Solenoid - Lift with Barnes Pump
 Solenoid - Braun Lift, Up, Motor,
 All Pumps
 Solenoid - Air Conditioner
 Solenoid - Air Conditioner



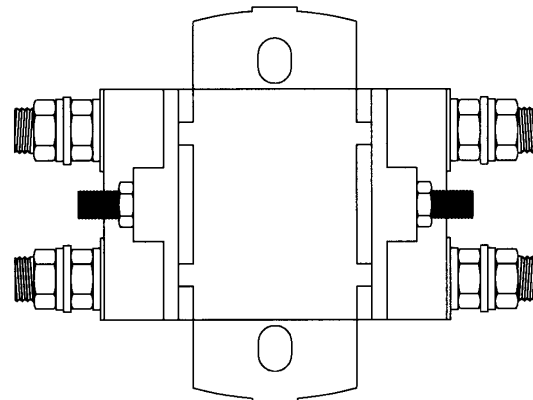
Part No.
 52000103

Description
 Solenoid - 12-Volt, 100 Amp,
 Continuous Duty




Part No.
 22170365
 52000293

Description
 Solenoid - Relay, Dual Post
 Solenoid - Lift, with Stone Pump



Part No.
 85650780

Description
 Solenoid - Power Contactor,
 24-Volt, 100 Amp, SPDT

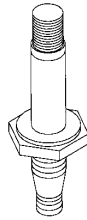
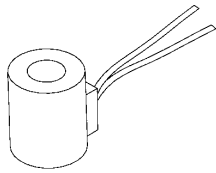


Part No.
 65000393

Description
 Solenoid - Air Conditioner

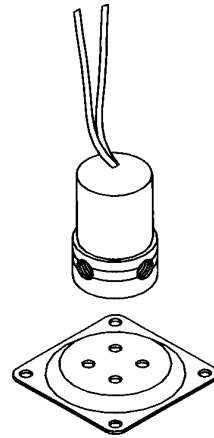
Solenoid

3



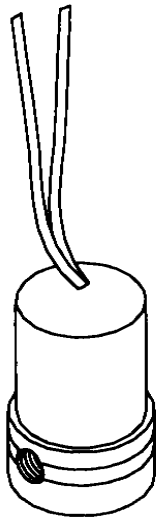
Part No.
61280009

Description
Solenoid - Hydraulic Control



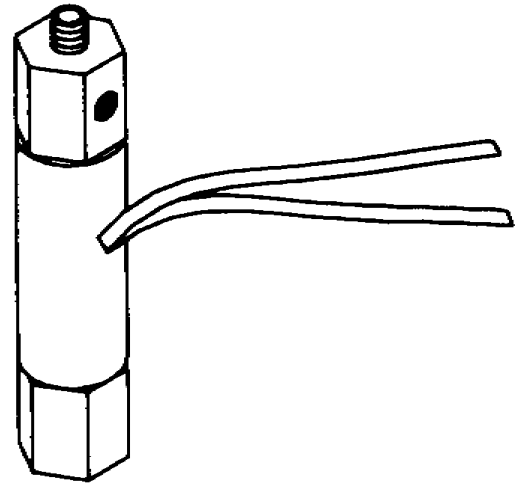
Part No.
61150101

Description
Solenoid - Valve,
Normally Open




Part No.
61170210

Description
Solenoid - Valve, 2-Way,
12-Volt, 1/4" NPT



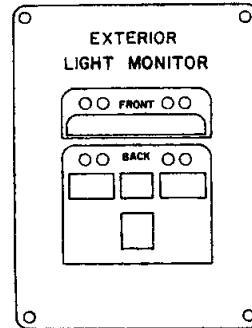
Part No.
52000288

Description
Solenoid - Intermittent,
Air Wiper




Part No.
52000787

Description
Monitor - Doran, 4-Light,
Model A-3



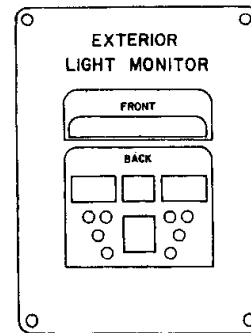
Part No.
52000788

Description
Monitor - Doran, 4-Light,
Model B-3




Part No.
52000789

Description
Monitor - Doran, 16 Light,
Model C-3



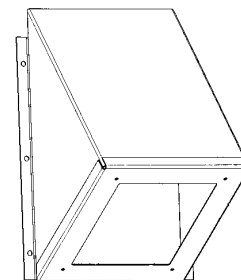
Part No.
52000791

Description
Monitor - Doran, 8-Light,
Model E-3



Part No.
52000790

Description
Monitor - Doran, 12-Light,
Model D-3

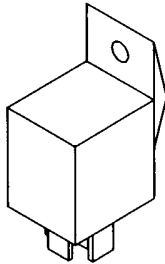
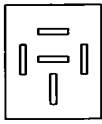


Part No.
65004806
65004807

Description
Console - Monitor Overhead
Console - Front

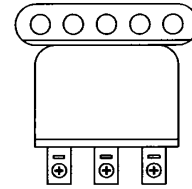
Relay

3

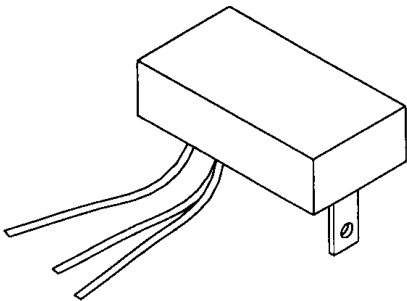


Part No. 52000386
Description Relay - 24-Volt, 12 Amp, SPNO

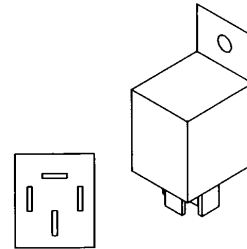
Part No. 61200695
Description Relay - 6-Volt, 16 Amp, SPDT



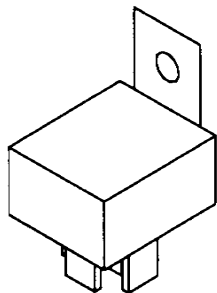
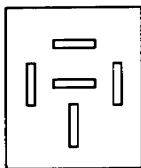
Part No. 61200109
Description Relay - Horn, 12-Volt



Part No. 52001661
Description Relay - Pilot Light, 12-Volt

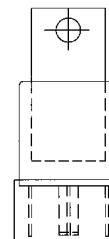
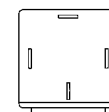


Part No. 85650864
Description Relay - 12 Volt, 40 Amp, 4 Prong A/C

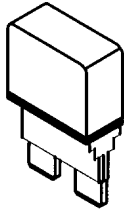


Part No. 52000060
Description Relay - Spot, 12-Volt, Continuous Duty, 50/20 Amp

Part No. 61200709
Description Relay - Control, with Mounting




Part No. 61200268
Description Relay - 12-Volt, SPST, 40 Amp



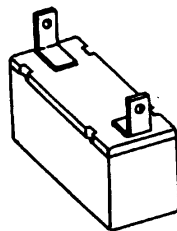
Part No.
 52003089
 52003090
 52003091
 52003092
 52003093
 52003094

Description
 6 Amp, Silver
 10 Amp, Red
 15 Amp, Blue
 20 Amp, Gold
 25 Amp, Silver
 30 Amp, Green



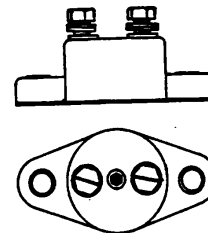
Part No.
 22035375
 22005375
 22006375

Description
 Breaker - Circuit, 6 Amp
 Breaker - Circuit, 20 Amp
 Breaker - Circuit, 30 Amp



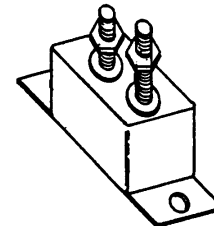
Part No.
 65000405
 65000406
 65000443

Description
 Breaker - Circuit, 6 Amp
 Breaker - Circuit, 10 Amp
 Breaker - Circuit, 20 Amp



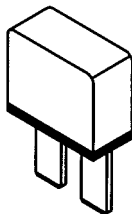
Part No.
 52000117

Description
 Breaker - Circuit



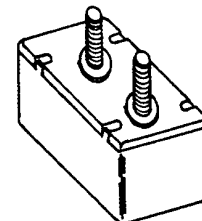
Part No.
 85650454
 22065376

Description
 Breaker - Circuit, 40 Amp
 Breaker - Circuit, Vandalock



Part No.
 52000777
 52002197
 52002198
 52002199
 52002200
 52002207

Description
 6 Amp
 10 Amp
 15 Amp
 20 Amp
 25 Amp
 30 Amp




Part No.
 22031374
 22073365
 65000810
 22147365
 61200105

Description
 Breaker - Circuit, 6 Amp
 Breaker - Circuit, 20 Amp
 Breaker - Circuit, 30 Amp
 Breaker - Circuit, 30 Amp
 Breaker - Circuit, 35 Amp

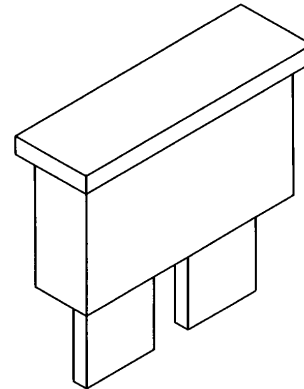
Fuse

3

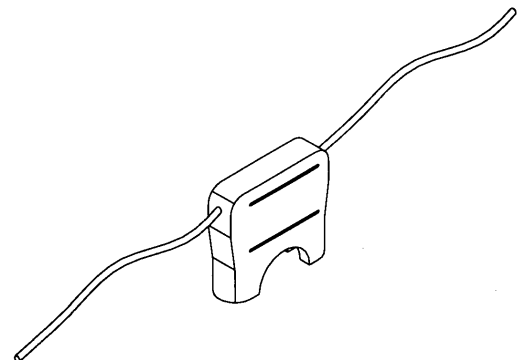
Part No.	Description
22070376	Fuse - AGC, 3 Amp
22011377	Fuse - AGC, 10 Amp
22078365	Fuse - AGC, 15 Amp
22079365	Fuse - AGC, 20 Amp
22011367	Fuse - AGC, 30 Amp
22080365	Fuse - SFE, 14 Amp



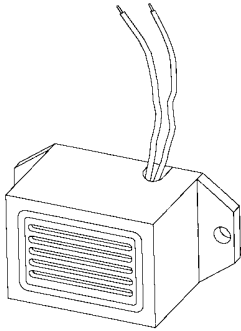
Part No.	Description
52000509	Fuse - 3 Amp, Automotive
52000510	Fuse - 4 Amp, Automotive
52000511	Fuse - 5 Amp, Automotive
52000512	Fuse - 7 1/2 Amp, Automotive
52000513	Fuse - 10 Amp, Automotive
52000514	Fuse - 15 Amp, Automotive
52000515	Fuse - 20 Amp, Automotive
52000516	Fuse 25 Amp, Automotive
52000517	Fuse - 30 Amp, Automotive



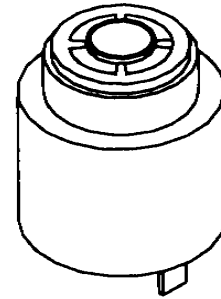
Part No.	Description
52000505	Littlefuse - In-Line Fuse Holder, 30 Amp



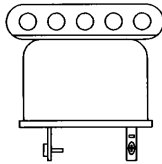
Buzzer & Miscellaneous Breakers



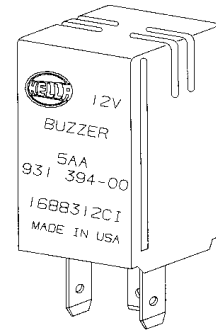
Part No. 52001881
Description Buzzer - Electronic, 12-Volt



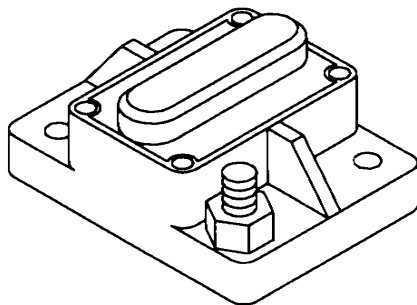
Part No. 86480937
Description Buzzer - Tone, Black, 3/4" Round
 52001980 Chime - Panel Mounted



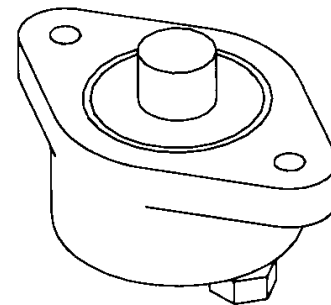
Part No. 22016365
Description Buzzer - 12-Volt



Part No. 61200951
Description Buzzer - Alarm, 12 Volt, 3-Prong



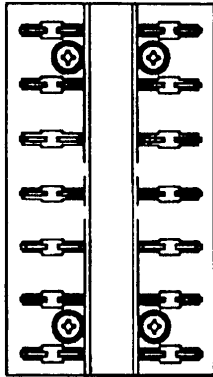
Part No. 61200469
Description Breaker - Circuit, 30-Volt, 110 Amp
 85650340 Breaker - Circuit, 90 Amp



Part No. 61200560
Description Breaker - Circuit

Fuse Panel

3



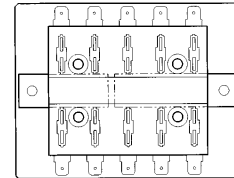
Part No. 52000658
Description Panel - Fuse



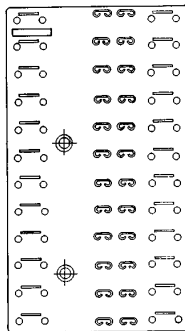
Part No. 61200845
Description Bracket - Circuit Breaker, 6-Position



Part No. 61200210
Description Bracket - Circuit Breakers



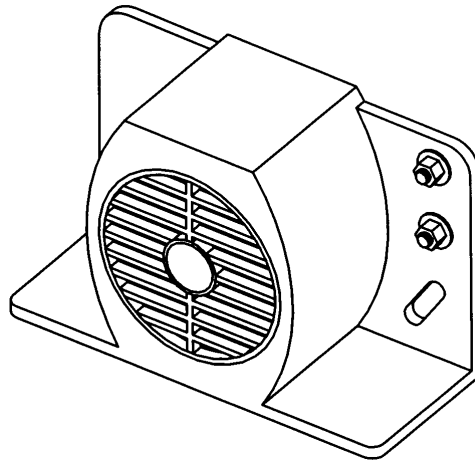
Part No. 52002183
Description Fuse - Circuit Breaker, Block 10-Circuit
52002242
Description Fuse - Circuit Breaker, Block 20-Circuit



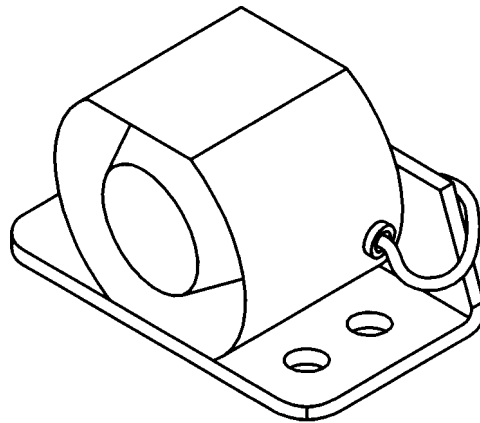
Part No. 80520063
Description Panel - Fuse, 12-Circuit



Part No. 52000546
Description Panel - Fuse, 24-Circuit



Part No.	Description
52001390	Alarm - Back-Up, Model 570
52000033	Alarm - Back-Up, Model 510



Part No.	Description
52002068	Alarm - Backing, Model 630
65006915	Alarm - Backing, Model 850




Table Of Contents

Motor & Shafts4-2

Motor Mounting Brackets4-3

Hardware4-4

Arms4-6

Blades4-7

Switches4-8

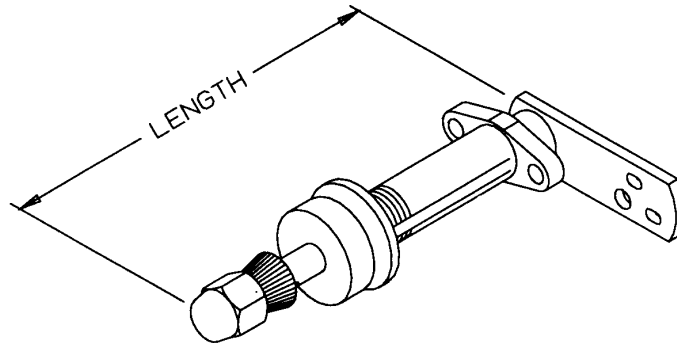
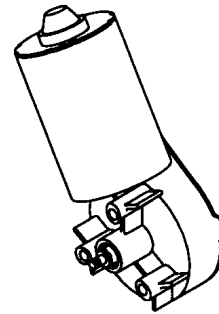
Miscellaneous Washer Hardware4-9

Washer Fluid Reservoirs4-11

Motor & Shafts

4

Part No. 85650481
Description Motor - Windshield Wiper, with Drive Arms
 1973 to Present (1 slotted & 1 tapered)
 Replaces Electric Motor #25002373



Part No.	Description	Length
25011366	Shaft - Windshield Wiper Motor, Electric, with Hardware Conventional (1973 to 1993 Models)	5 1/2" Long Shaft
65006186	Kit - Wiper Shaft Assembly Conventional (1993 - Present Models)	5 1/2" Long Shaft
65001280	Shaft - Pivot, Heavy Duty Electric Windshield Wiper ER, MVP-EF, MVP-ER	3 3/4" Long Shaft
85650402	Shaft & Pivot Assembly, Wipe Vista	4 1/2" Long Shaft



Part No. 65006187
Description Pin - Linkage

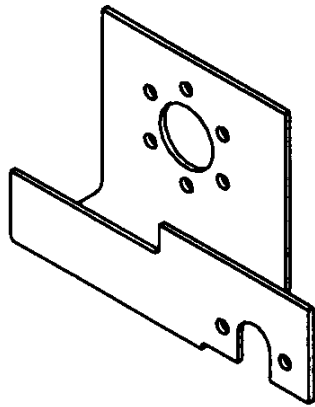


Part No. 65006189
Description Washer - Lock Pin



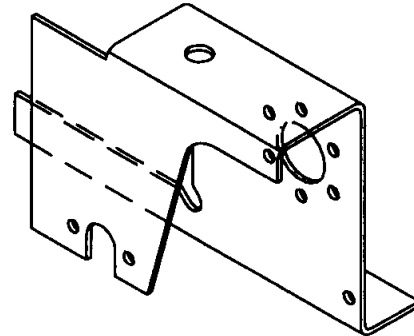
Part No. 65006191
Description Nut - Pin

Motor Mounting Brackets



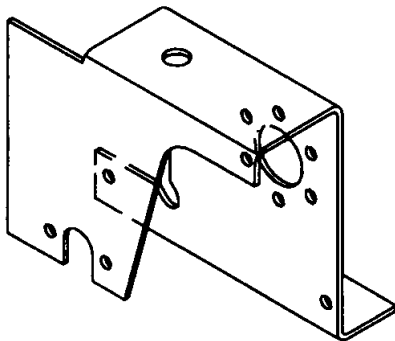
Part No.
25061376

Description
Bracket - Mounting Lower Left
Electric Windshield Wiper,
Conventional



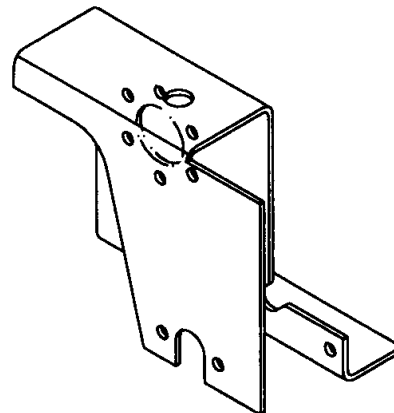
Part No.
25060376

Description
Bracket - Mounting, Lower
Right, Electric Windshield Wiper,
Conventional



Part No.
25140376

Description
Bracket - Mounting, Top Mount
Left Side, Electric Windshield
Wiper, Conventional

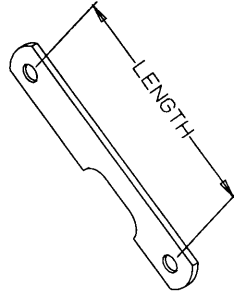


Part No.
25186372

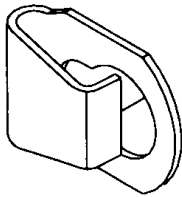
Description
Bracket - Mounting, Top Mount,
Right Side, Electric Windshield
Wiper, Conventional

Hardware

4

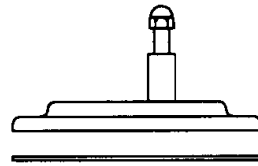


Part No.	Description	Length
25357061	Link - Drive, Wiper Assembly	3 3/8"
85650401	Linkage - Connecting, Assembly, Wiper, Vista	3 1/8"
25079376	Link	3 3/8"



Part No.
25359061

Description
Clip - Spring, Electric
Windshield Wiper Drive



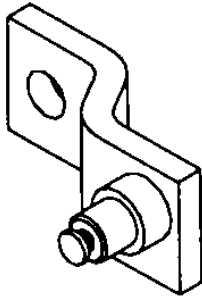
Part No.
65004326

Description
Plate - Pivot Mounting, Assembly,
with Gasket, Pantograph Adapter

85651164
Nut - Acorn

85651181
Washer - Flat

Tapered

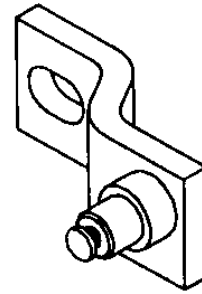


Part No.
85650052

Description
Arm - Drive, Assembly, Electric
Wipers, Tapered & Splined

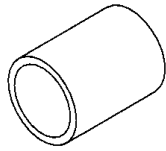
85650400
Arm - Drive, Assembly, Wiper,
Tapered & Splined, Vista

Slotted



Part No.
25356061

Description
Arm - Drive, Electric Windshield
Wiper Motor, Slotted

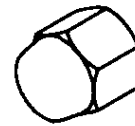


Part No.
65002876

Description
Spacer - Windshield Wiper,
Heavy Duty Electric Wiper Arm,
Overhead, 7/8" OD x 1 1/8" Long

Part No.
65005840

Description
Spacer - Windshield Wiper,
Heavy Duty Electric, Below
Windshield, 1" OD x 1 3/8" Long



Part No.
85650061

Description
Nut - Cap, Acorn, 5/16" Shaft

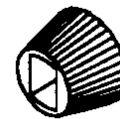
Part No.
25072366

Description
Nut - Cap, Acorn, 1/4" Shaft



Part No.
85650058

Description
Cap - Rainshield, Rubber
Wiper Shaft



Part No.
85650059

Description
Driver - Knurled, Electric Wiper,
5/16" Shaft

Part No.
25070366

Description
Driver - Knurled, 1/4" Shaft



Part No.
85650056

Description
Washer - Steel, Wiper Shaft

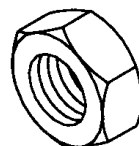
Part No.
85650055

Description
Washer - Rubber, Wiper Shaft



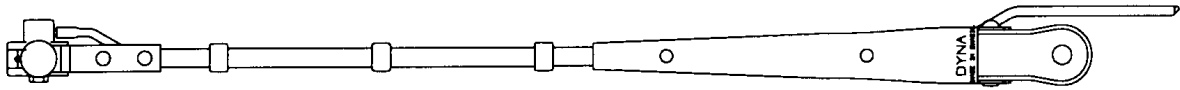
Part No.
85650060

Description
Washer - Lock, Wiper Shaft

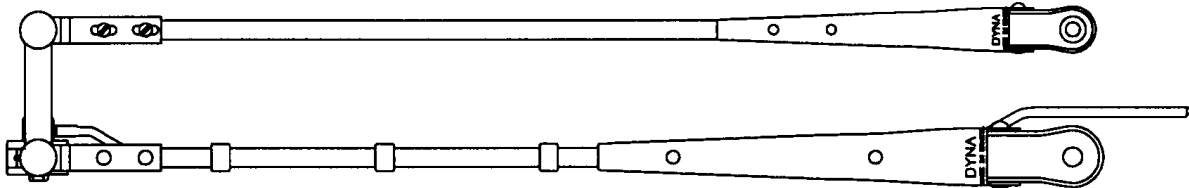


Part No.
85650057

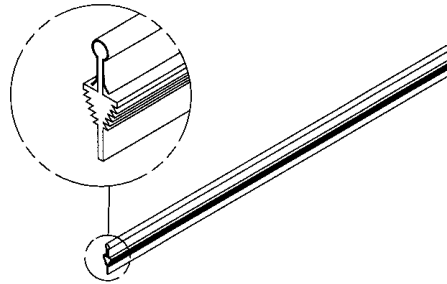
Description
Nut - Hex, Wiper Shaft




Part No.	Description	Usage
65002957	Wiper - Arm, 16", Flat	Conventional, 1973 to February 1990
65004000	Wiper - Arm, 16", Flex	Conventional, February 1990 to Present
65004566	Screw - Wet Arm	
65004565	Nut - Hex, Wet Arm	
65002885	Wiper - Arm, Wet, 20"	Vista, July 1989 to January 1990
65004042	Wiper - Arm, Wet, 20"	Vista, January 1990 to Present
65004566	Screw - Wet Arm	
65004565	Nut - Hex, Wet Arm	
25026377	Kit - Nozzle & Tee	
65004726	Wiper - Arm, 18"	Freightliner
65004566	Screw - Wet Arm	
65004565	Nut - Hex, Wet Arm	



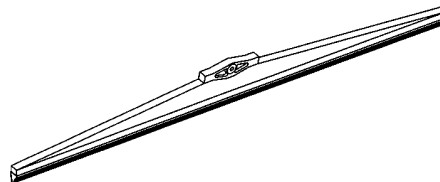
Part No.	Description	Usage
65001852	Arm - Wiper, ER, 16 1/2"	
65005642	Arm - Windshield Wiper	October 1990 to Present
85650725	Spring	
85650936	Cap - Plastic, Wiper Arm	
85650062	Pantograph, 28" Wet, Assembly	Pusher, All _H Star, MVP-EF
65004564	Kit - Wet, Wiper Arm	
65004564	Nozzle	
85650735	Nut - Lock, Nozzle Mounting	
85620736	Bolt - Hex	



Part No. 65002956	Description Wiper - Blade, 18" Flat	Usage Conventional, 1973 - Feb. 1990
-----------------------------	---	--



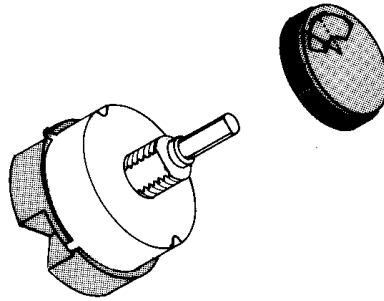
Part No. 65001508	Description Wiper - Blade, 20"	Usage ER, July 1985 - Oct. 1990
65004001	Wiper - Blade, 18"	Conventional, Feb. 1990 - Present
65004330	Wiper - Blade, 28"	ER, FC, Oct. 1990 - Present
65002999	Wiper - Blade, 24"	Vista, July 1989 - Jan. 1990
65004043	Wiper - Blade, 20"	Vista, Jan. 1990 - Oct. 1993, Freightliner
65005523	Wiper - Blade, 22"	Vista, Oct. 1993 - Present



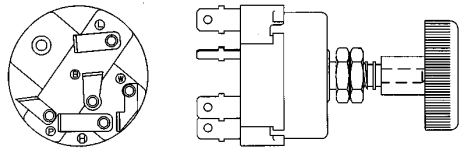
Part No. 85650832	Description Blade - Wiper, Windshield 24" Winter Blade, Heavy Duty with Special Wide Saddle Connect	Usage Saf-T-Liners
-----------------------------	---	------------------------------

Switches

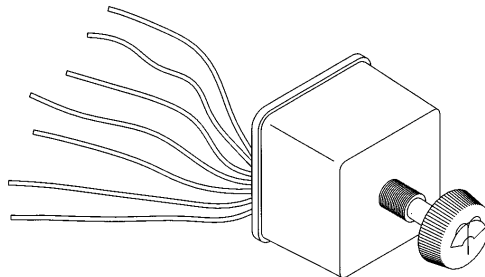
4



Part No.	Description
52001121	Switch - Rotary, 3-Position Windshield Wiper & Washer, 6-Prong
52001175	Switch - Dual Motor Control, Windshield Washer, 10-Prong
52001176	Switch - Dual Windshield Washer, 7-Prong
85520051	Knob - Intermittent Wiper Switch

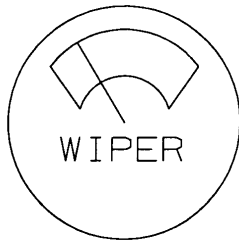


Part No.	Description
52000242	Switch - Windshield Wiper, with Circuit Breaker, 5-Prong
85520006	Knob - Wiper Control Switch




Part No.	Description
52000416	Switch - Intermittent Wiper, without Dynamic Park, 7 Wires
85520051	Knob - Intermittent Wiper Switch

Miscellaneous Washer Hardware



Part No.
22036372
22006373

Description
Knob Windshield Switch Push-On
Switch Electric Windshield Wiper



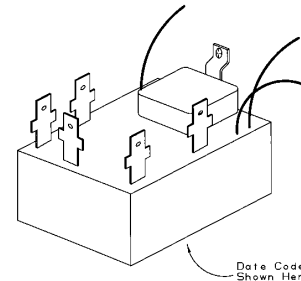
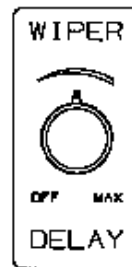
Part No.
65001850
85650496

Description
Valve - Washer, Control
Knob - Washer, Control



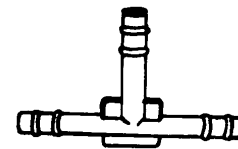
Part No.
85520051
52000416
52001175
65001176
52001121

Description
Knob - Intermittent Wiper Switch
Switch - Intermittent, Wiper
Switch - Dual Motor
Switch - Dual, Windshield Wiper
Switch - Rotary, 3-Position



Part No.
85520149
85520148
85520147

Description
Module - Single, Intermittent
Module - Dual, Intermittent
Control - Off/On, Timer Delay



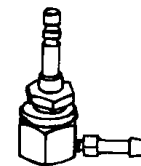
Part No.
25026375

Description
Connector - Tee, 3/16" x
3/16" x 3/16"



Part No.
85520006

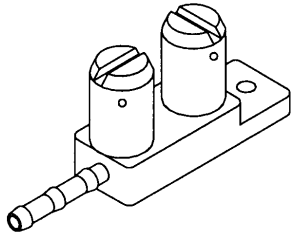
Description
Knob - Wiper Control
for Switch 52000242



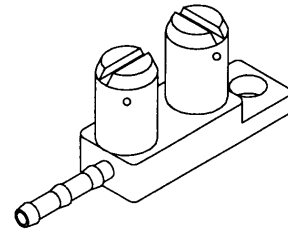
Part No.
65001510

Description
Adapter - Wet Arm, Assembly,
Windshield Wiper

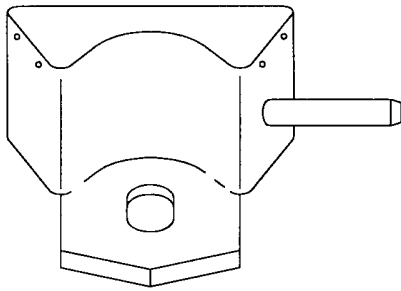
Miscellaneous Washer Hardware



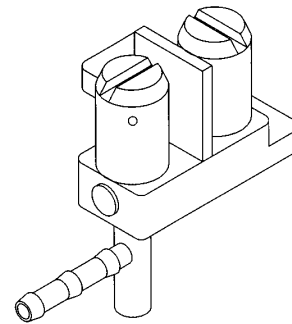
Part No. 65001562
Description Nozzle - Wet Arm, 1/8" Mounting Hole, ER, Mar. 1986 - Aug. 1990



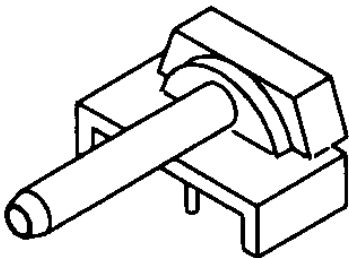
Part No. 65004368
Description Nozzle - Wet Arm, 1/8" Mounting Hole, ER, Aug. 1990 - Present



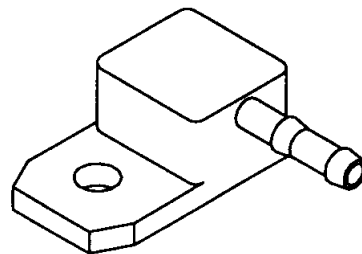
Part No. 65001255
Description Nozzle - Wet Arm



Part No. 65004010
Description Nozzle - Wiper Arm

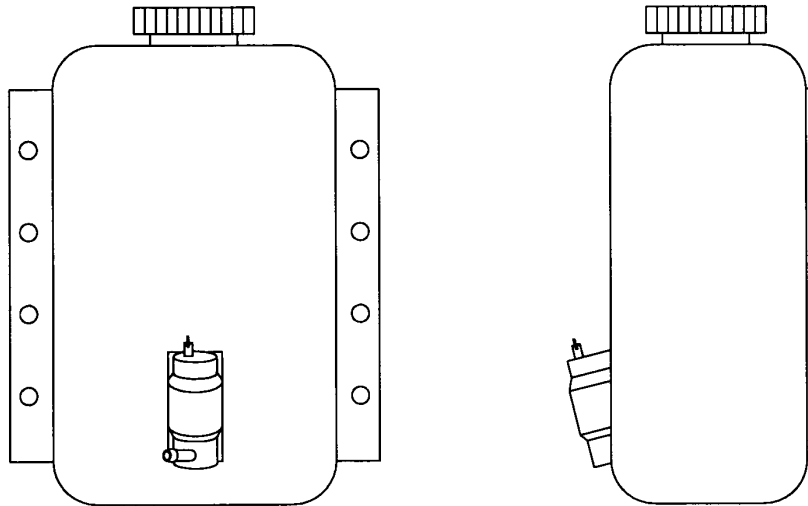


Part No. 25130376
Description Nozzle - Windshield Washer



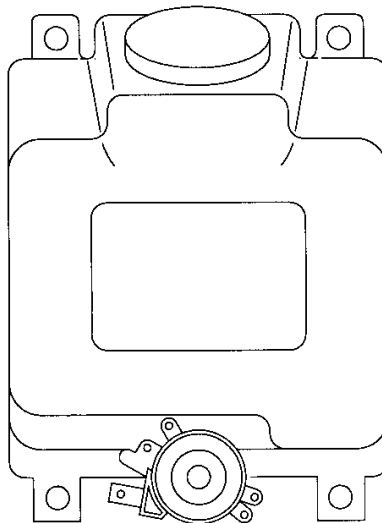
Part No. 65004564
Description Nozzle - Wet Arm

Washer Fluid Reservoirs



Part No.
65004355
65004394
85650437

Description
Reservoir - Windshield Washer Fluid, 4 Qt., 12-Volt
Pump - Washer - Reservoir, 4 Qt.
Cap - Windshield Washer Reservoir



Part No.
25025377
65007524

Description
Canister & Motor, Windshield Washer
Bracket - Mounting

Table Of Contents

Exterior Head Quick Reference5-2

Interior Head Quick Reference5-4

Brackets, Clamps, & Angles5-5

Braces5-6

7" x 16" Assembly with 8" Convex5-8

Double Nickel Assembly5-10

Quadrispherical - Conventional5-12

Quadrispherical - Vista5-14

Quadrispherical5-15

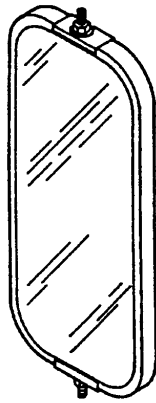
Crossview5-16

6" x 30" Interior5-17

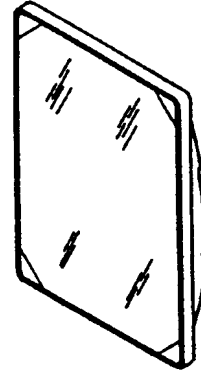
10" x 30" Interior5-18

Sun Visors5-19

Exterior Heads Quick Reference



Double Nickel



5

Part No.

25101375
65000374
65000564

Description

Mirror, 7" x 16"
Mirror, 6" x 16", Heated
Mirror, 6" x 12"

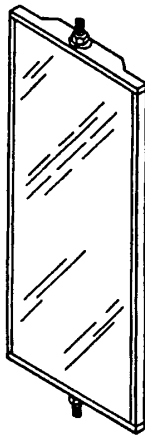
Part No.

85650032
85650034
85650041
85650033
85650035
85650042
85650938

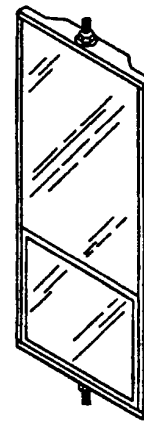
Description

Mirror, 7" x 10", Flat
Mirror, 7" x 10", Flat, Heated
Glass, 7" x 10", Flat
Mirror, 7" x 10", Convex
Mirror, 7" x 10", Convex, Heated
Glass, 7" x 10", Convex
Clip Corner with Screw

Stainless Steel



Stainless Steel



Part No.

65005989
65005990
65004374
25072373
65002204

Description

Mirror, 7" x 16"
Mirror, 7" x 16", Heated
Mirror, 7" x 16", Heated, Marker Light
Mirror, 6" x 16"
Mirror, 6" x 16", Heated


Part No.

65003069
25005370

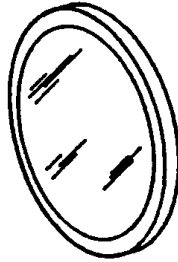
Description

Mirror, 6" x 16" Adjustable Convex
Mirror, Wide Westcoaster, Dual
Head, 6" x 10" Flat Glass & 6" X 6"
Convex


Exterior Heads Quick Reference



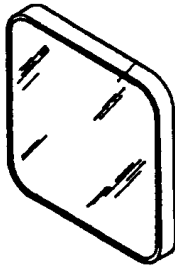
Part No. 65000727
Description Mirror - Aluminum, 8" x 8"



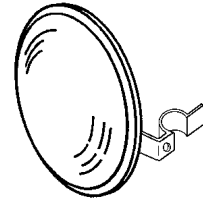
Part No. 25010373
Description Mirror - Convex, 5"



Part No. 65002951
Description Mirror - Quadrispherical
85650077 Mirror - Quadrispherical, Heated



Part No. 25037375
Description Mirror - Convex, 7" x 7", with Clamps
25118376 Glass - Convex, 7" x 7"



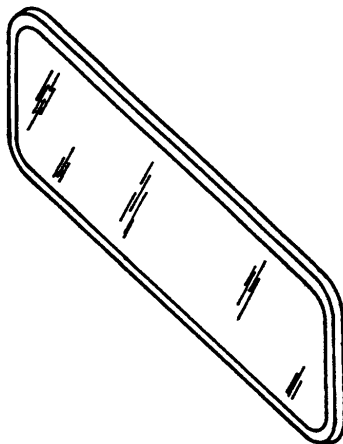
Part No. 65006349
Description Mirror - Convex, 8", Heated for 1" Tubing
65006361 Mirror - Convex, 8", with Stainless Steel Post & Clamp for 1" Tubing
65006362 Mirror - Convex, 8", Heated, with Stainless Steel Post & Clamp for 1" Tubing
65006319 Mirror - Convex, 8", with Mounting Clamp for 1" Tubing



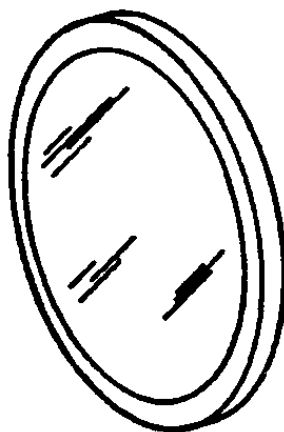
Part No. 65000296
Description Mirror - Convex, Elliptical, 8"
65000693 Mirror - Convex, 8" Offset Mount
65005943 Mirror - Convex, Low Dome, 8", Off-Center Ball Stud, Heated
65005595 Mirror - Convex, Low Dome, 8" Off-Center Ball Stud
65005945 Mirror - Convex, Low Dome, 8", Off-Center Ball Stud, Stainless Steel
65005946 Mirror - Convex, Low Dome, 8", Off-Center Ball Stud, Heated, Stainless Steel

Interior Head Quick Reference

5

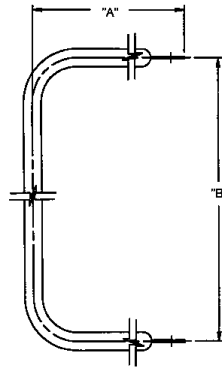


Part No.	Description
65000675	Mirror - 6" x 30", Silver Safety
25012373	Mirror - 6" x 30", Non Glare
25167366	Mirror - 10" x 30", Clear
65000717	Mirror - 10" x 30", Non Glare
85650823	Mirror - 7" x 16", Clear

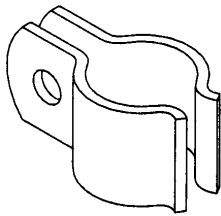


Part No.	Description
25152365	Mirror - Flat, 8" (Side Exit Door)
25155365	Mirror - Convex, 12" (Side Exit Door)

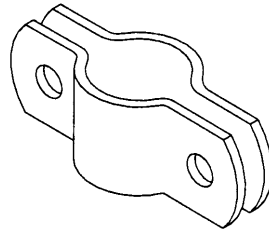
Brackets, Clamps, & Angles



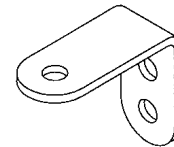
Part No.	Description	Dimension A	Dimension B
65001769	1" Outer Diameter x 16 Gauge x 39 3/4"	6 1/2"	28"
65001769	1" Outer Diameter x 16 Gauge x 47 3/4"	10 1/2"	28"
25157374	1" Outer Diameter x 16 Gauge x 66 1/4"	19 3/4"	28"
65005424	1" Outer Diameter x 16 Gauge x 58 3/4"	11 1/2"	37"
65005423	1" Outer Diameter x 16 Gauge x 77 1/4"	20 3/4"	37"
65005413	1" Outer Diameter x 16 Gauge x 61 3/4"	11 1/2"	40"
65005412	1" Outer Diameter x 16 Gauge x 80 1/4"	20 3/4"	40"



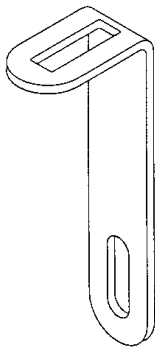
Part No. 25155374
Description Clamp - Bracket, Mirror



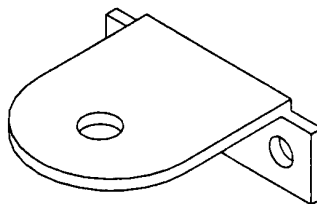
Part No. 25163374
Description Clamp - Brace, Mirror



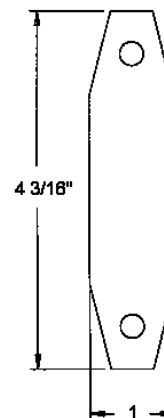
Part No. 25166374
Description Angle - Mounting, Crossview & Main Mirror



Part No. 25166374
Description Angle - Mounting, Crossview & Main Mirror



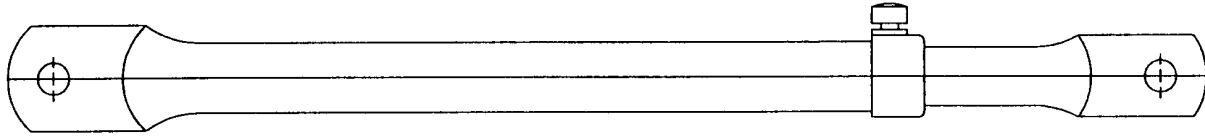
Part No. 25004368
Description Bracket - Mounting, Rearview Mirror Arms, Vista




Part No. 25167374
Description Brace - Mirror, Crossview

Braces


5



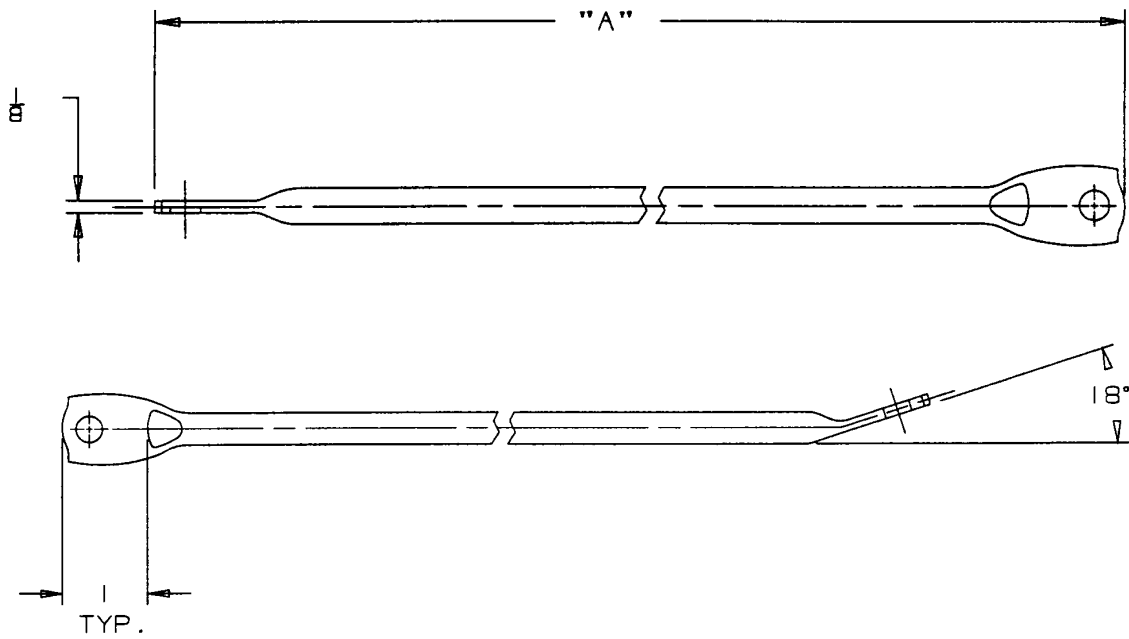
Part No. 65005430
Description Brace - Mirror (Both Ends Flat)



Part No. 65005429
Description Brace - Mirror (Short End 15° Bend)



Part No. 65005573
Description Brace - Mirror (Long End 15° Bend)



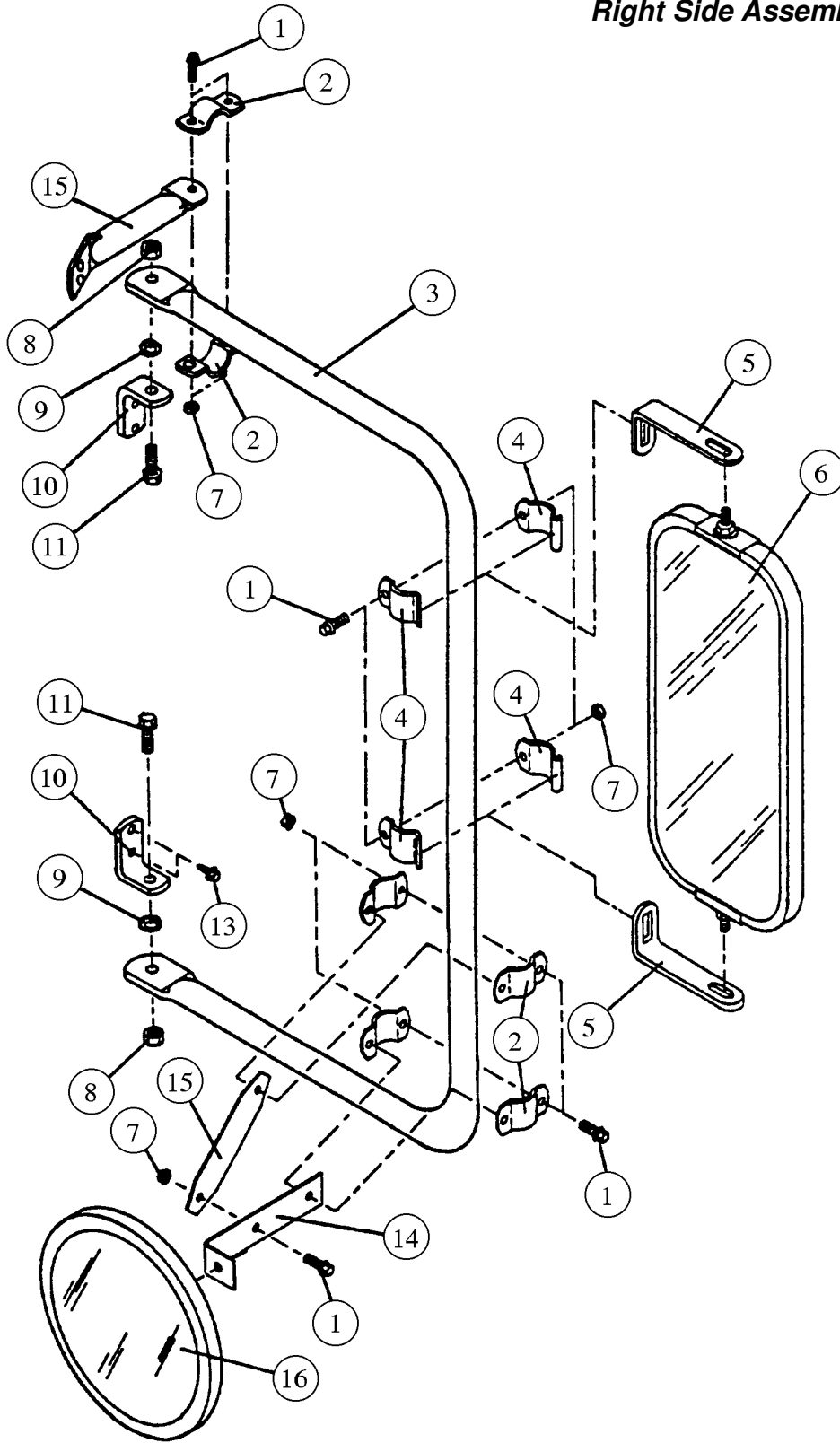
Part No.	Description	Dimension
65005610	Brace - Arm, Mirror	19 1/8"
65005611	Brace - Arm, Mirror	23 1/8"



Part No.	Description	Dimension
65005627	Brace - Arm, Mirror, Right Side, Upper, Vista	14 19/32" Long
65004992	Brace - Arm, Mirror	6 11/16" Long
65001142	Brace - Mirror, Door Side	7" Long
65005636	Brace - Arm, Mirror, Left Side, Lower, Vista	8 15/16" Long
65005640	Brace - Arm, Mirror, Right Side, Lower, Vista	8 15/16" Long

7" x 16" Assembly with 8" Convex

Right Side Assembly Shown

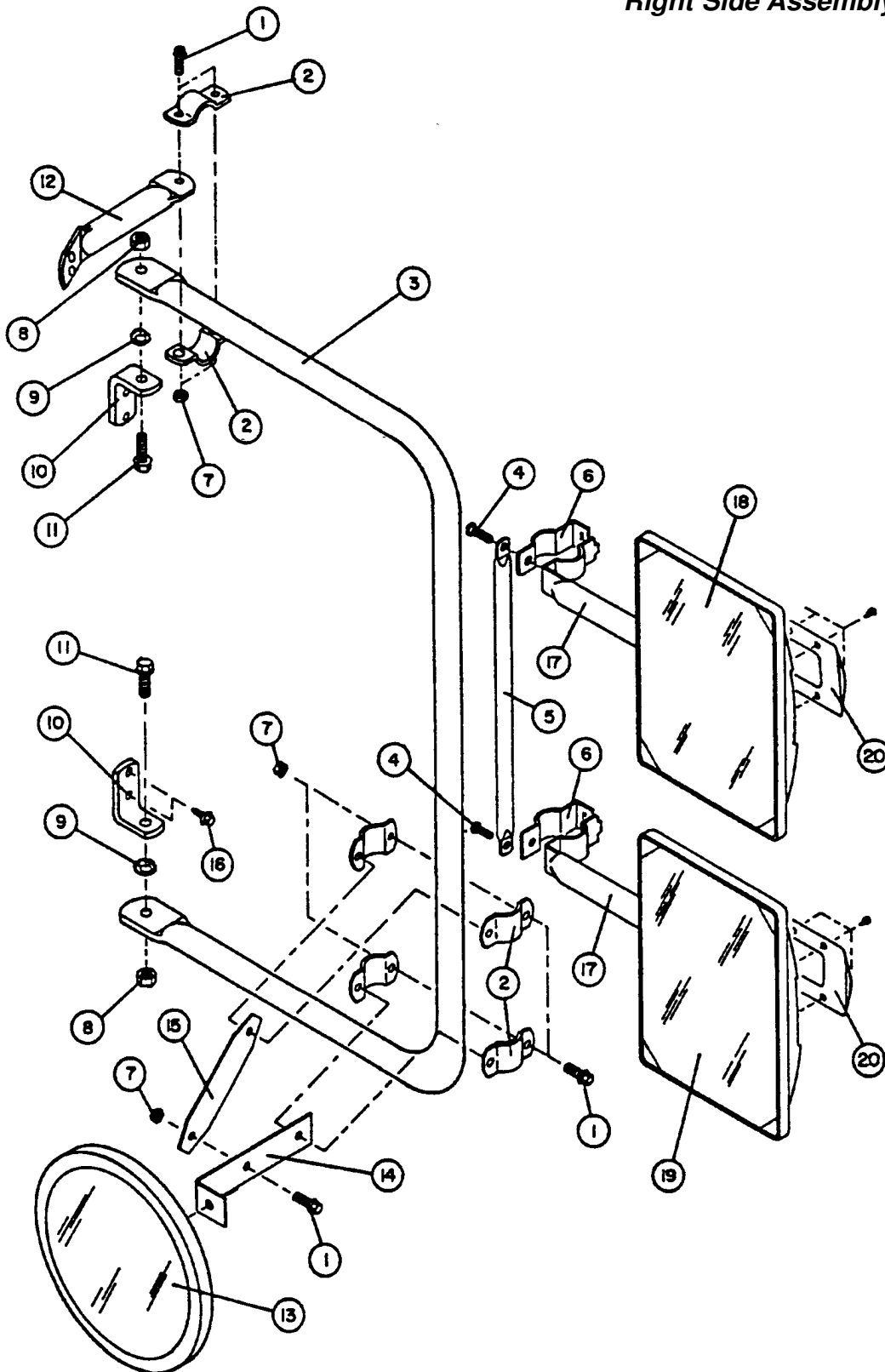


7" x 16" Assembly with 8" Convex

Item No.	Part No.	Qty.	Description
1	29890014	9	Bolt - Flange, 1/4" - 20 x 7/8", Whizlock
	69001061	9	Bolt - Flange, 1/4" - 20 x 7/8", Serrated, Stainless Steel
2	25163374	2	Clamp - Brace, Mirror
3	25157374	1	Tubing - Mirror, Right Side
4	25155374	4	Clamp - Brace, Mirror
5	25156374	2	Angle - Mounting, Mirror, 6" x 16"
6	25101375	1	Mirror - Clear, 7" x 16"
	65000374	1	Mirror - Clear, 7" x 16", Heated
7	29940030	9	Nut - Lock, 1/4" - 20, Twin Whizlock
	69004051	9	Nut - Lock, Flange, 1/4" - 20, Stainless Steel
8	29940031	2	Nut - Hex, 5/16" - 18, Twin Whizlock
	69004052	2	Nut - Lock, 5/16" - 18, Stainless Steel
9	27138485	2	Washer - Lock, External, 5/16"
10	25166374	2	Angle - Mounting, Mirror Bracket
11	29890015	2	Bolt - Flange, 5/16" - 18 x 3/4", Whizlock
	69001023	2	Bolt - Hex, 5/16" - 18 X 3/4", Stainless Steel
12	65004992	1	Brace - Mirror, 5 1/2", 45°
	25164374	1	Brace - Mirror, 5 1/2", 30°
13	69003017	6	Bolt - Flange, Tapping, 1/4" x 1"
	69003054	6	Screw - Tapping, Hex, 1/4" x 1", Stainless Steel
14	25166374	1	Angle - Mounting, Mirror Bracket
15	25167374	1	Brace - Crossview
16	65000693	1	Head - Mirror, 8" Convex
	22039375	1	Switch - Heated, Mirror, with Pilot Light

Double Nickel Assembly

Right Side Assembly Shown



5

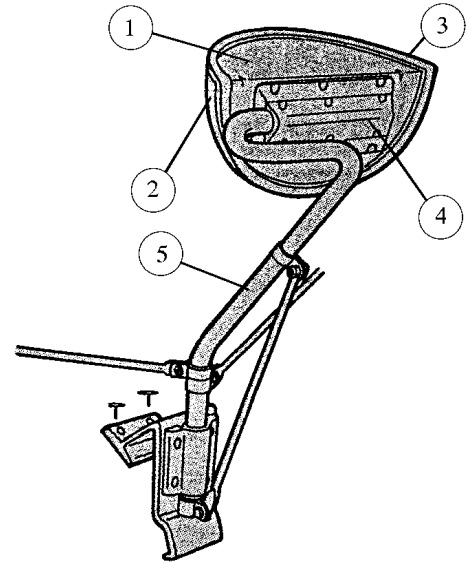
Double Nickel Assembly

Item No.	Part No.	Qty.	Description
1	29890014	7	Bolt - Flange, 1/4" - 20 x 7/8", Whizlock
	69001061	7	Bolt - Flange, 1/4" - 20 x 7/8", Serrated, Stainless Steel
2	25163374	2	Clamp - Brace, Mirror
3	25157374	1	Tubing - Mirror, Right Side
4a	85650075	2	Bolt - Hex, 5/16" - 18 x 7/8"
5a	85650074	1	Bar - Torsion, 3/8" Diameter
6a	85650072	2	Clamp - 1" Tube
	85650073	2	Clamp - 3/4" Tube
7	29940030	4	Nut - Lock, 1/4" - 20, Twin Whizlock
	69004051	4	Nut - Lock, Flange, 1/4" - 20, Stainless Steel
8	29940031	2	Nut - Hex, 5/16" - 18, Twin Whizlock
	69004052	2	Nut - Lock, 5/16" - 18, Stainless Steel
9	27138485	2	Washer - Lock, External, 5/16"
10	25166374	2	Angle - Mounting, Mirror Bracket
11	29890015	2	Bolt - Flange, 5/16" - 18 x 3/4", Whizlock
	69001023	2	Bolt - Hex, 5/16" - 18 x 3/4", Stainless Steel
12	65004992	1	Brace - Mirror, 5 1/2", 45°
	25164374	1	Brace - Mirror, 5 1/2", 30°
13	65000693	1	Head - Mirror, 8" Convex
14	25166374	1	Angle - Mounting, Mirror Bracket
15	25167374	1	Brace - Crossview
16	69003017	6	Bolt - Flange, Tapping, 1/4" x 1"
	69003054	6	Screw - Tapping, Hex, 1/4" x 1", Stainless Steel
17a	85650076	2	Post - Mirror, 3/4"
18a	85650032	1	Head - Mirror, 7" x 10", Flat
	85650034	1	Head - Mirror, 7" x 10", Flat, Heated
	85650041	1	Glass - Mirror, Flat
19a	85650033	1	Head - Mirror, 7" x 10", Convex
	85650035	1	Head - Mirror, 7" x 10", Convex, Heated
	85650042	1	Glass - Mirror, Convex
20a	85650071	2	Cap - Mirror Head, with Screws
a	65002869	1	Kit - Mirror, "Double Nickel", with 1" Clamps, Left Side and Right Side
	65004259	1	Kit - Mirror, "Double Nickel", with 1" Clamps, Left Side and Right Side, Heated

Quadr spherical - Conventional

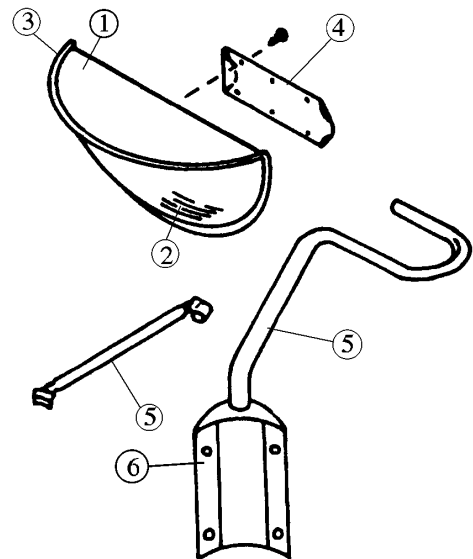
Navistar Chassis - 1990 to Present

Item No.	Part No.	Description
*	65004331	Mirror - Assembly, Single, Unheated, Right Side
*	65002822	Mirror - Assembly, Single, Unheated, Left Side
1	65002951	Head - Mirror, Quadr spherical
1	85650077	Head - Mirror, Quadr spherical, Heated
2	85650545	Lens, with Rubber Gasket
3	85650546	Gasket - Rubber, Lens
4	85650071	Cap - Mirror Head, with Screws
5	65004533	Arm and Base - Assembly, Right Side (Includes braces)
5	65004532	Arm and Base - Assembly, Left Side (Includes braces)
	85650547	Kit - Brace
	85650548	Kit - Brace, Stainless Steel
	85650549	Kit - Mounting, Hardware (Includes 6 Screws and 6 Weld Nuts)
	69003011	Screw - Weld Nut, Mounting Bracket
	69004016	Nut - Weld, Mounting Bracket



Navistar Chassis - Pre 1990

Item No.	Part No.	Description
1	65002951	Head Unheated
1	85650077	Head Heated
2	85650545	Lens with Rubber Gasket
3	85650546	Gasket - Rubber, Lens
4	85650071	Cap - Mirror Head, with Screws
5	65004072	Arm - Navistar
6	65001178	Base - Navistar
	85650547	Kit - Brace
	85650548	Kit - Brace Stainless Steel
	85650549	Kit - Mounting, Hardware (Includes 6 Screws and 6 Weld Nuts)
	69003011	Screw - Weldnut, Mounting Bracket
	69004016	Nut - Weld, Mounting Bracket

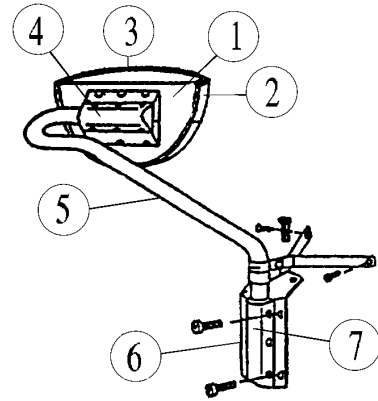


*Includes Mirror Head, Arm, Cap, & Base

Quadrispherical - Conventional

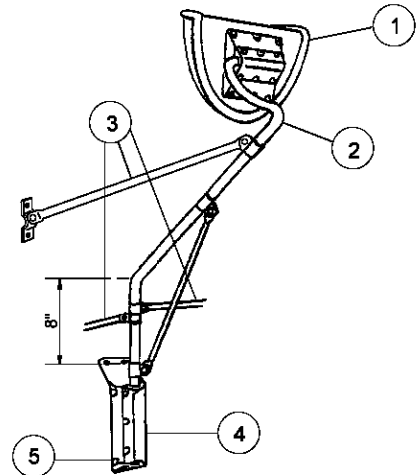
Ford Chassis - Pre 1995

Item No.	Part No.	Description
*	65002823	Mirror - Assembly, Pair, Unheated, Single Assembly, Right Side
*	65002824	Mirror - Assembly, Pair, Unheated, Single Assembly, Left Side
1	65002951	Head, Unheated
1	85650077	Head, Heated
2	85650545	Lens, with Rubber Gasket
3	85650546	Gasket - Rubber Lens
4	85650071	Cap - Mirror Head, with Screws
5	85650550	Arm, Right Side
5	85650551	Arm, Left Side
	85650552	Kit - Support, Braces and Hardware
6	65001176	Base, Right Side
6	65001177	Base, Left Side
7	65001162	Cap - Base, with Screws
	85650549	Kit - Mounting, Hardware (Includes 6 Screws and 6 Weld Nuts)
	69003011	Screw - Weldnut, Mounting Bracket
	69004016	Nut - Weld, Mounting Bracket



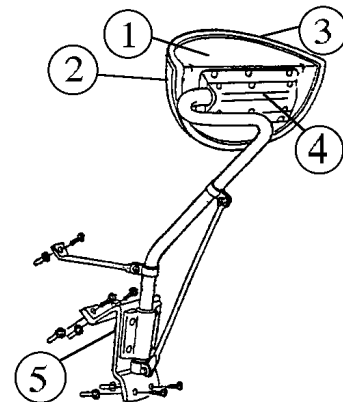
Freightliner Chassis

Item No.	Part No.	Description
1	65002951	Mirror - Head, Non Heated
	85650077	Mirror - Head, Heated
2	57000404	Arm, Left
	57000405	Arm, Right
3	85651772	Kit - Support Braces with Hardware
	85651798	Brace Support, with Hardware, 24"
4	85651775	Base, Left
	85651776	Base, Right
5	85650549	Weld Nuts



Ford Chassis - 1995 to Present

Item No.	Part No.	Description
1	65002951	Head, Unheated
1	85650077	Head, Heated
2	85650545	Lens, with Rubber Gasket
3	85650546	Gasket - Rubber, Lens
4	85650071	Cap - Mirror Head, with Screws
5	85650791	Base & Arm - Assembly
5	85650792	Base & Arm - Assembly, Stainless Steel
	85650549	Kit - Mounting Hardware (Screws & Weld Nuts)
	69003011	Screw - Weld Nut, Mounting Bracket
	69004016	Nut - Weld, Mounting Bracket



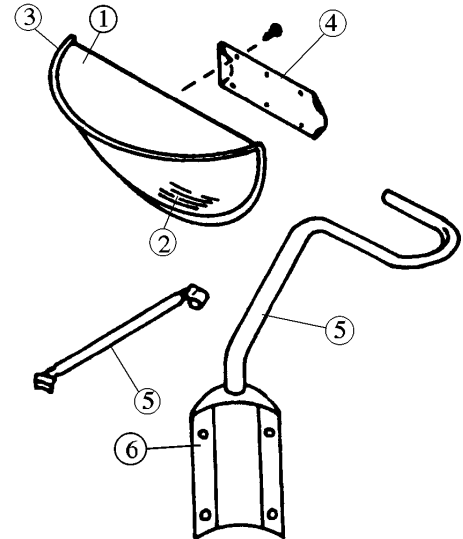
*Includes Mirror Head, Arm, Cap, & Base

Quadr spherical - Vista

5

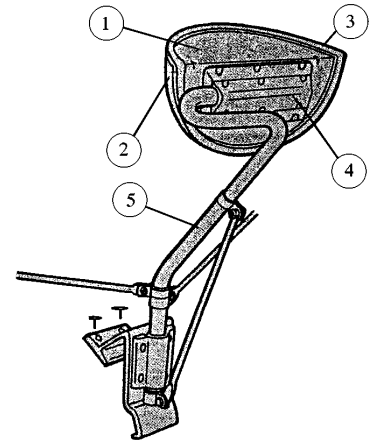
Navistar Chassis - Units Built Before March 1994

Item No.	Part No.	Description
*	65004331	Mirror - Assembly, Single, Unheated, Right Side
*	65002822	Mirror - Assembly, Single, Unheated, Left Side
1	65002951	Head, Unheated
1	85650077	Head, Heated
2	85650545	Lens, with Rubber Gasket
3	85650546	Gasket - Rubber, Lens
4	85650071	Cap - Mirror Head, with Screws
5	65004533	Arm and Base - Assembly, Right Side (Includes Braces)
5	65004532	Arm and Base - Assembly, Left Side (Includes Braces)
	65002857	Kit - Brace, Tripod (Includes 3 Braces & Clamps)



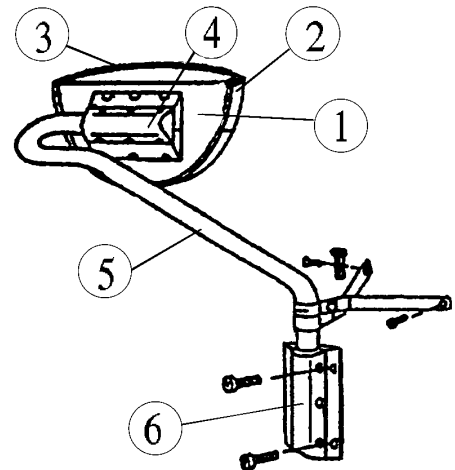
Navistar Chassis - Units Built After March 1994

Item No.	Part No.	Description
1	65002951	Head, Unheated
1	85650077	Head, Heated
2	85650545	Lens, with Rubber Gasket
3	85650546	Gasket - Rubber, Lens
4	85650071	Cap - Mirror Head, with Screws
5	85650869	Arm and Base - Assembly, Left Side (Includes Braces)
5	85650870	Arm and Base - Assembly, Right Side (Includes Braces)



GM Chassis

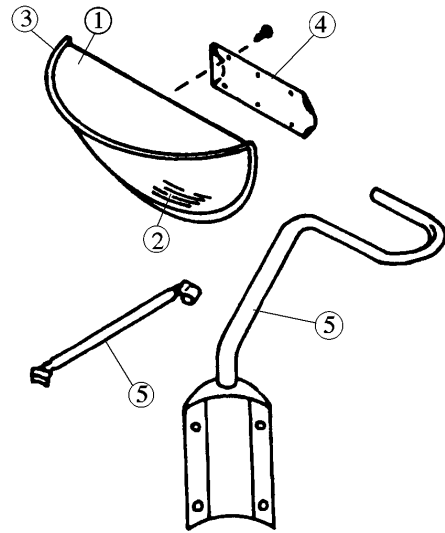
Item No.	Part No.	Description
1	65002951	Head, Unheated
1	85650077	Head, Heated
2	85650545	Lens, with Rubber Gasket
3	85650546	Gasket - Rubber, Lens
4	85650071	Cap - Mirror Head, with Screws
5	65004074	Arm
6	65004077	Base - Mounting
	65002857	Kit - Brace, Tripod (Includes 3 Braces & Clamps)



*Includes Mirror Head, Arm, Cap, & Base

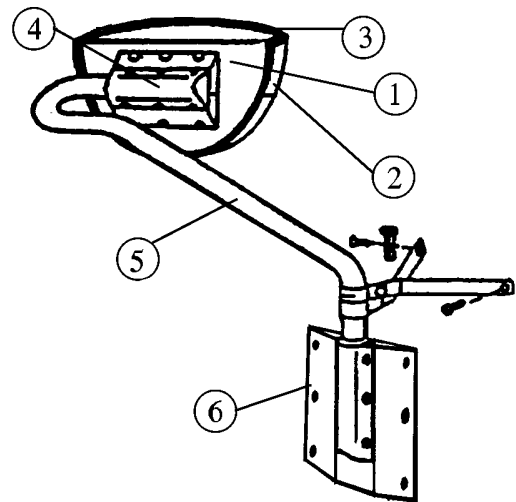
Saf-T-Liner & Forward Control

Item No.	Part No.	Description
*	65002827	Mirror - Assembly, Unheated, Single
1	65002951	Head, Unheated
1	85650077	Head, Heated
2	85650545	Lens, with Rubber Gasket
3	85650546	Gasket - Rubber Lens
4	85650071	Cap - Mirror Head, w/Screws
5	85650078	Arm & Base - Assembly
	85650079	Brace - Arm Support, Assembly



Minotour

Item No.	Part No.	Description
*	80650315	Mirror - Assembly, Unheated, Single
1	65002951	Head, Unheated
1	85650077	Head, Heated
2	85650545	Lens, with Rubber Gasket
3	85650546	Gasket - Rubber Lens
4	85650071	Cap - Mirror Head, w/ Screws
5	65004071	Arm
6	65001179	Base



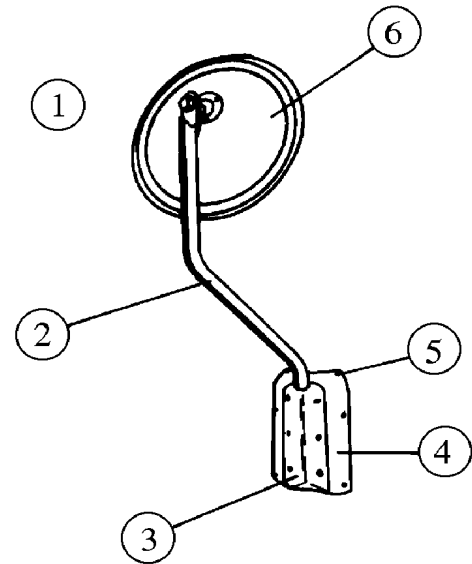
*Includes Mirror Head, Arm, Cap, & Base

Crossview

5

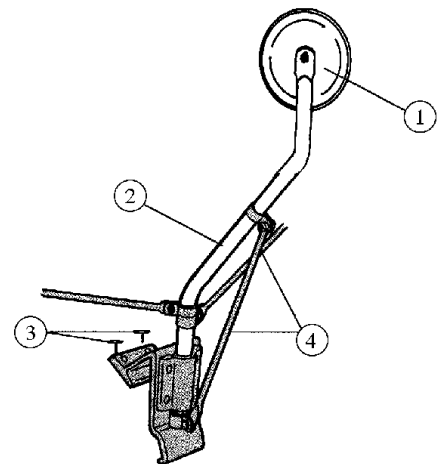
Ford Conventional

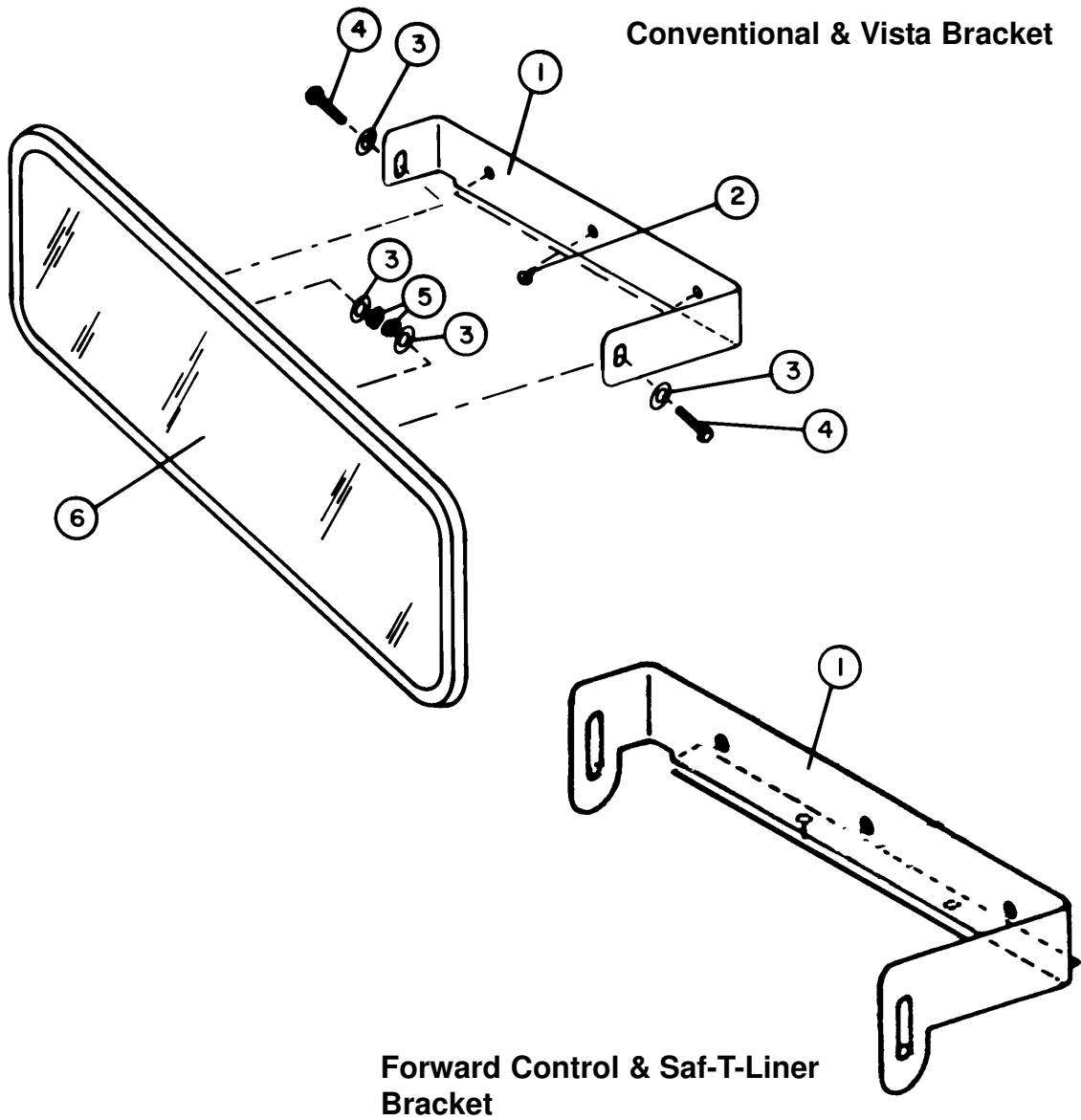
Item No.	Part No.	Qty.	Description
1	65000678	1	Mirror - Crossview, Assembly, without Head, Left Side, Ford
	65000679	1	Mirror - Crossview, Assembly, without Head, Right Side, Ford
2	85650553	1	Arm - Mirror, Steel Crossview
3	65001162	1	Cap - Arm, with Screws, Crossview Mirrors
4	65001176	1	Base - Mirror, Single Arm, Crossview, Right Side
	65001177	1	Base - Mirror, Single Arm, Crossview, Left Side
5	85650549	1	Kit - Mounting, Hardware (Includes 6 Screws & 6 Weld Nuts)
	69003011	AR	Screw - Weld Nut, Mounting Bracket
	69004016	AR	Nut - Weld, Mounting Bracket
6	65000693	1	Head - Mirror, Convex, 8"
	65000296	1	Head - Mirror, Hemispherical, 8"
	65002205	1	Head - Mirror, Hemispherical, 10"



Navistar Conventional

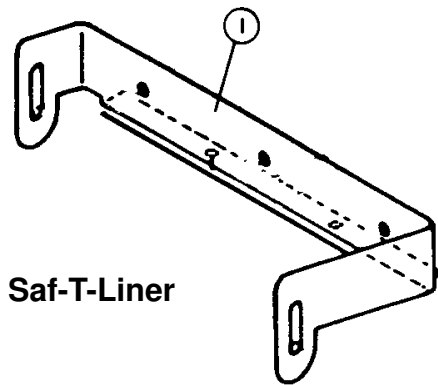
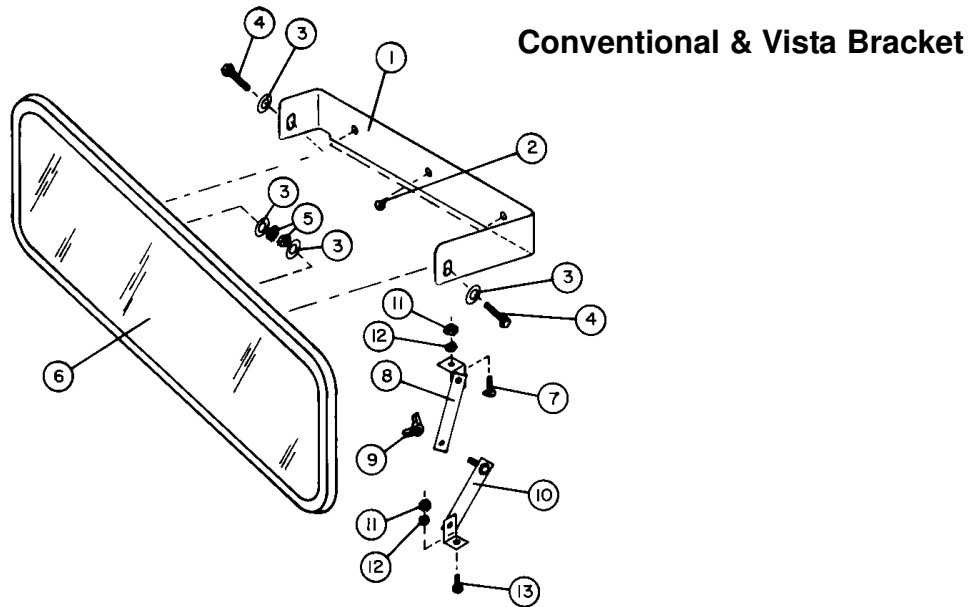
Item No.	Part No.	Qty.	Description
1	65000693	1	Head - Mirror, Convex, 8" Navistar Conventional
	65000296	1	Head - Mirror, Hemispheric, Navistar Conventional
	65002205	1	Head - Mirror, Hemispheric, 10"
2	65002952	1	Bracket - Mirror, Arm & Base Assembly, Complete
3	85650549	1	Kit - Mounting, Hardware (Includes 6 Screws & 6 Weld Nuts)
	69003011	AR	Screw - Weld Nut, Mounting Bracket
	69004016	AR	Nut - Weld, Mounting Bracket
4	85650547	1	Kit - Brace
	85650548	1	Kit - Brace, Stainless Steel






Item No.	Part No.	Qty.	Description
1	65004375	1	Bracket - Mounting, Mirror, Conventional
	65004060	1	Bracket - Mounting, Mirror, Vista
	65000274	1	Bracket - Mounting, Mirror, Saf-T-Liner
2	27161648	5	Screw - Tapping, Phillips Round Head
3	27446363	4	Washer - Flat, 5/16"
4	27181566	2	Bolt - Hex, 5/16" - 18 x 3/4"
5	27120376	2	Nut - Hex, 5/16" - 18
6	65000675	1	Head - Mirror, 6" x 30", Safety Glass
	65004590	1	Head - Mirror, 6" x 30", Non-Glare
	25008373	1	Head - Mirror, 6" x 30", Clear

10" x 30" Interior

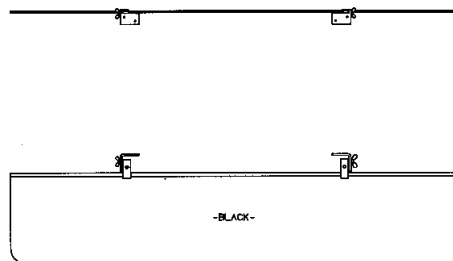


**Forward Control & Saf-T-Liner
Bracket**

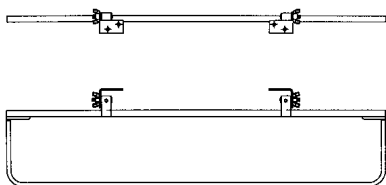
Item No.	Part No.	Qty.	Description
1	65004375	1	Bracket - Mounting, Mirror, Conventional, Vista
	65000274	1	Bracket - Mounting, Mirror, Saf-T-Liner
2	27161648	5	Screw - Tapping, #10 x 5/8", Phillips Round Head
3	27150385	4	Washer - Flat, 1/4"
4	27180128	2	Bolt - Hex, 3/8" - 16 x 1 3/4"
5	27120377	2	Nut - Hex, 3/8" - 16
6	25167366	1	Head - Mirror, 10" x 30", Clear
	65000717	1	Head - Mirror, 10" x 30", Non-Glare
7	27180016	1	Bolt - Hex, 1/4" - 20 x 1/2"
8	65001022	1	Brace - Mirror, Upper, Assembly
9	29920029	1	Nut - Wing, Locking, 1/4" - 20
10	65001021	1	Brace - Mirror, Lower, Assembly
11	27120375	2	Nut - Hex, 1/4" - 20
12	27121753	2	Washer - Lock, External Tooth
13	27180016	1	Bolt - Hex, 1/4" - 20 x 1/2"



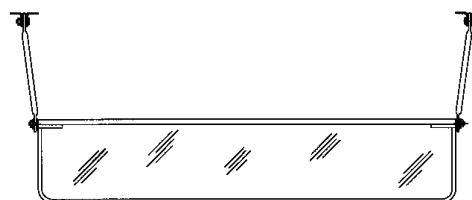
Part No. 25100374
Description Visor - Sun, 6" x 30"
 65004437 Visor - Sun, 6" x 30", Tinted Standard




Part No. 65000342
Description Visor - Sun, 6" x 30"



Part No. 25115374
Description Visor - Sun, 7" x 30", Tinted Acrylic Standard
 65006945 Visor - Sun, 6" x 18" Tinted Acrylic



Part No. 25002000
Description Visor - Sun, Plexiglass, Head Mount






Part No. 85650775
Description Visor - Sun, Tinted, 6" x 30", Component of 65004396, Mirror/Visor Combination (Rivets Included.)



Part No. 65000674
Description Visor - Sun, 6" x 30"

Sun Visors



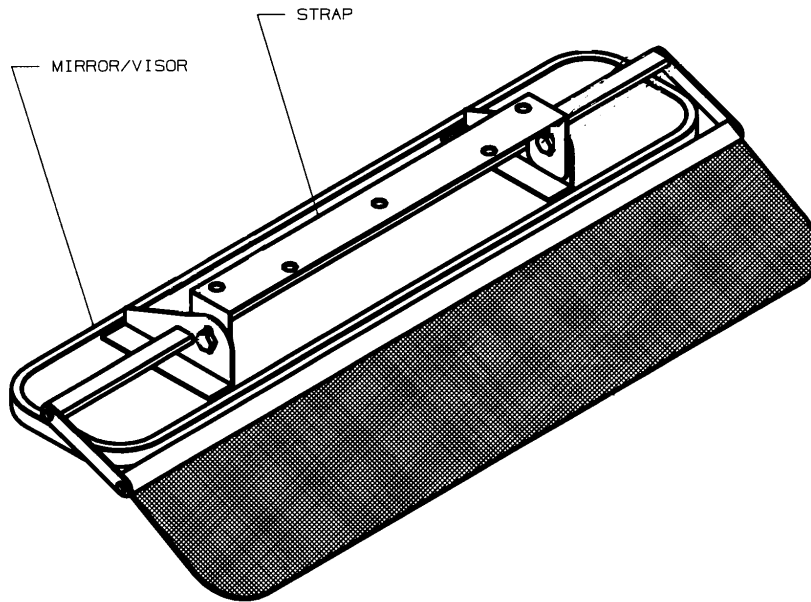
5

Part No.
65004593

Description
Visor - Sun, 8" x 30"

Part No.
65002421

Description
Visor - Sun, 9" x 31",
Padded, Swivel Base,
Transit Units



Part No.
65004396
65004397
65004930
65004375
85650775
85650776

Description
Mirror/Visor Combination, with Tinted Visor (No Strap)
Mirror/Visor Combination, with Opaque Visor (No Strap)
Mirror/Visor Combination Tinted, with Protective Edge
Strap - Mounting, 1/8" x 1 5/16" x 15"
Visor - Sun, Tinted, 6" x 30" (Visor Only)
Mirror - Interior, 6" x 30" (Mirror Only)

Table Of Contents

Windshield6-2

Rear6-6

Rear Emergency Door6-7

Side Sash6-8

Pushout Window6-10

Entrance Door6-11

Driver's Sash6-15

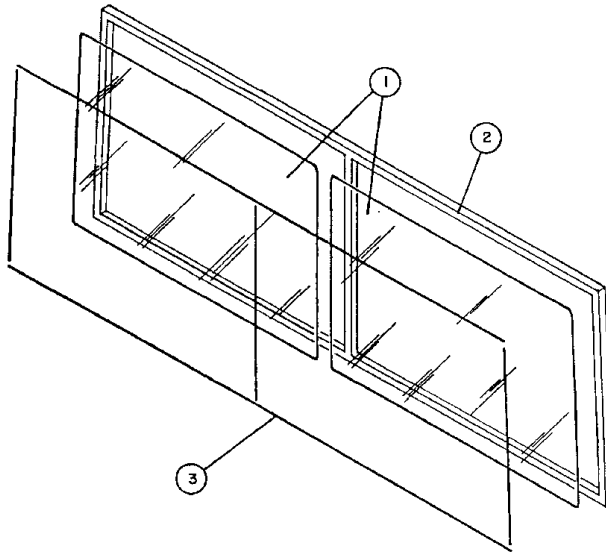
Storm Inserts6-17

Vista - Side Front6-18

Side Emergency Door6-20

Lift Door6-22

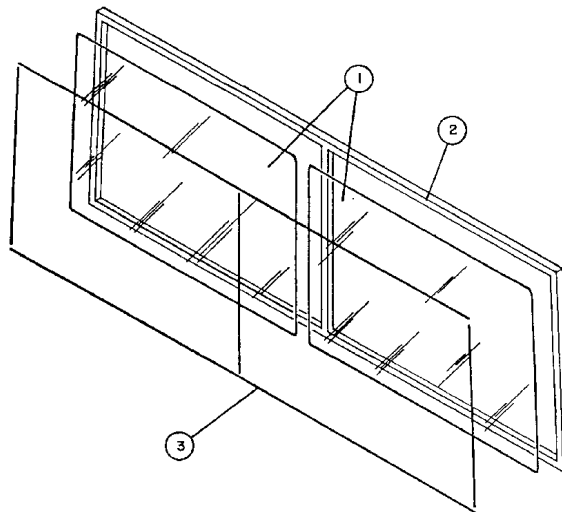
Windshield



6

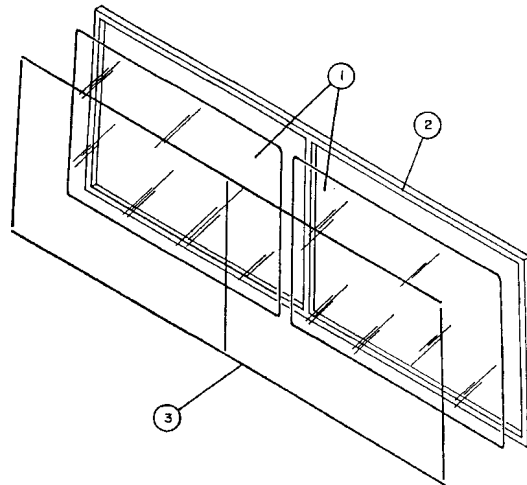
Conventional

Item No.	Part No.	Qty.	Description	Year Used	Dimension
1	13003372	2	Glass - Windshield, Tinted, with Band	1972 - Present	44 28/32" x 24 3/16"
2	53000068	2	Glass - Windshield, Tinted	1972 - Present	44 28/32" x 24 3/16"
	13001372	1	Seal - Rubber, Windshield	1972 - Present	
3	25218365	23'	Bead - Locking, Fillerstrip	1972 - Present	



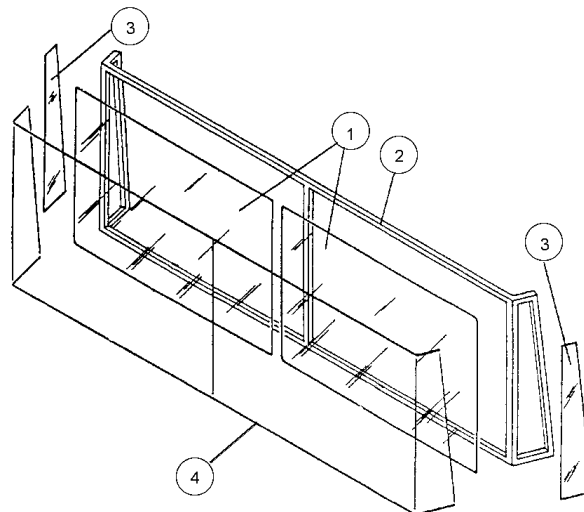
Mighty Mite

Item No.	Part No.	Qty.	Description	Year Used	Dimension
1	13054376	2	Glass - Windshield, Tinted	1976 - 1993	38 11/32" x 27 5/16"
	53000137	2	Glass - Windshield, Tinted, with Band	1983 - 1993	38 11/32" x 27 5/16"
2	13055376	1	Seal - Rubber, Windshield	1976 - 1993	
3	25218365	21'	Bead - Locking, Fillerstrip	1976 - 1993	



Thomas Vista

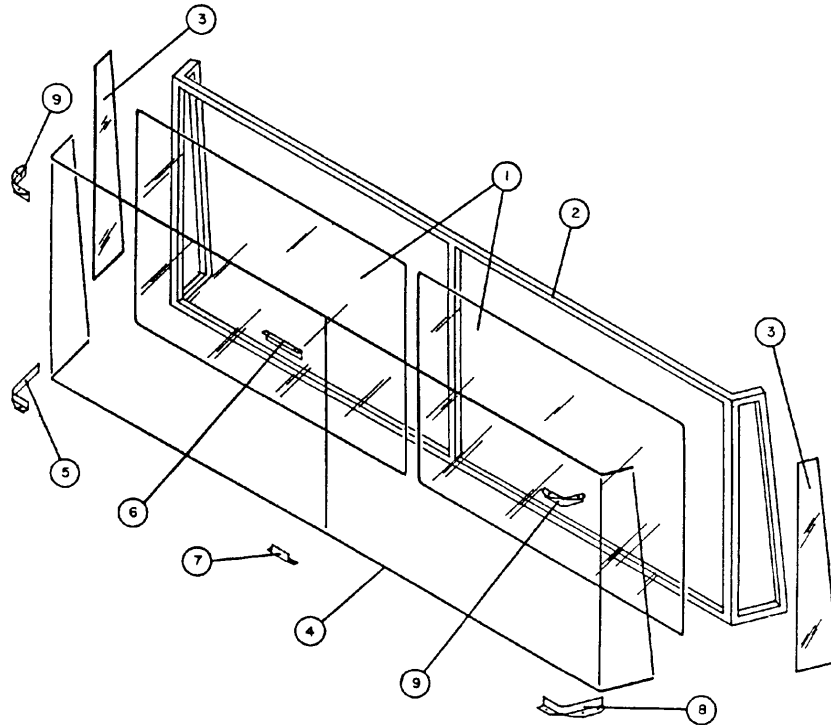
Item No.	Part No.	Qty.	Description	Year Used	Dimension
1	53000919	2	Glass - Windshield, Tinted	1989 - 1993	44 5/64" x 25 11/16"
	53000920	2	Glass - Windshield, Tinted, with Band	1989 - 1993	44 5/64" x 25 11/16"
2	53000863	1	Seal - Rubber, Windshield	1989 - 1993	
3	25218365	27'	Bead - Locking, Fillerstrip	1989 - 1993	



Thomas Vista

Item No.	Part No.	Qty.	Description	Year Used	Dimensions
1	53002002	2	Glass - Windshield, Tinted	1994 - Present	43 5/8" x 29 9/16"
	53002003	2	Glass - Windshield, Tinted, with Band	1994 - Present	43 5/8" x 29 9/16"
2	53002010	1	Gasket - Windshield	01-11-94/10-31-94	
	53002421	1	Gasket - Front, Windshield	1994 - Present	
3	53002136	2	Glass - Side, Windshield Tinted	01-11-94/10-31-94	9 1/2" x 26 3/4"
	53002420	2	Glass - Side, Windshield Tinted	11-01-1994 - Present	9 7/8" x 26 3/4"
4	25218365	35'	Bead - Locking, Fillerstrip	11-01-1994 - Present	

Windshield

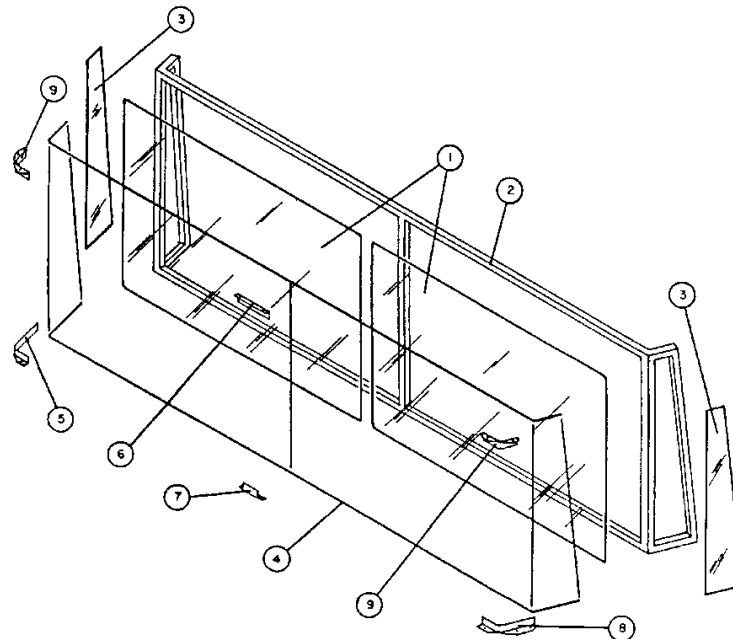


Saf-T-Liner & MVP (1974 - August 12, 1990)

Item No.	Part No.	Qty.	Description	Year Used	Dimensions
1	13004374	2	Glass - W/S, Center, Tinted, no Band	1974 - 1990	44 7/16" x 23 9/16"
	13005374	2	Glass - W/S, Center, Tinted, w/Band	1974 - 1990	44 7/16" x 23 9/16"
2	13001374	1	Seal - Rubber, W/S	1974 - 1990	
3	13006374	2	Glass - W/S, Side, Tinted	1974 - 1990	6" x 30 21/32"
4	25218365	30'	Bead - Locking, Fillerstrip	1974 - 1990	
5	13013377	1	Clip - Retainer, W/S, Lower Right	1974 - 1990	
6	13011377	1	Clip - Retainer, W/S, Top Center	1974 - 1990	
7	13010377	1	Clip - Retainer, W/S Lower Center	1974 - 1990	
8	13014377	1	Clip - Retainer, W/S, Lower Left	1974 - 1990	
9	13041376	2	Clip - Retainer, W/S, Upper Right & Left	1974 - 1990	

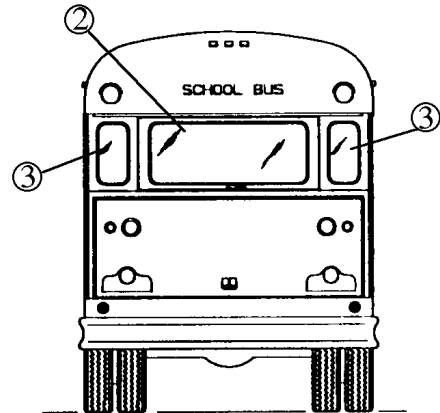

Low Windshield - MVP & Sat-T-Liner (Start August 13, 1990)

Item No.	Part No.	Qty.	Description	Year Used	Dimensions
1	53000901	2	Glass - W/S, Center, Fully Tinted	1990 - Present	43 21/32" x 41 19/32"
	53000902	2	Glass - W/S, Center, Tinted, w/Band	1990 - Present	43 21/32" x 41 19/32"
2	53001048	1	Seal - Rubber, W/S	1990 - 1/30/92	
	53001647	1	Seal - Rubber, W/S	1/31/92 - Present	
3	53000903	2	Glass - W/S, Side, Tinted	1990 - Present	6" x 41 31/64"
4	25218365	36'	Bead - Locking, Fillerstrip	1/31/92 - Present	
5	13013377	1	Clip - Retainer, W/S, Lower Right	1990 - Present	
6	13011377	1	Clip - Retainer, W/S, Top Center	1990 - Present	
7	13010377	1	Clip - Retainer, W/S, Lower Center	1990 - Present	
8	13014377	1	Clip - Retainer, W/S, Lower Left	1990 - Present	
9	13041376	2	Clip - Retainer, W/S, Upper, Right & Left	1990 - Present	



ALL_H Star & MVP-EF

Item No.	Part No.	Qty.	Description	Year Used	Dimensions
1	53001480	2	Glass - Windshield, Center, Tinted	1991 - Present	43 49/64" x 37 63/64"
	53001481	2	Glass - Windshield, Center, Tinted	1991 - Present	43 49/64" x 37 63/64"
2	53001478	1	Seal - Rubber, Windshield	1991 - 1/30/92	
	53001646	1	Seal - Rubber, Windshield	1/31/92 - Present	
3	53001483	2	Glass - Windshield, Side, Tinted	1991 - Present	6 1/8" x 37 55/64"
4	25218365	AR	Bead - Locking, Fillerstrip	1/31/92 - Present	
5	13013377	1	Clip - Retainer, Windshield, Lower Right	1991 - Present	
6	13011377	1	Clip - Retainer, Windshield, Top Center	1991 - Present	
7	13010377	1	Clip - Retainer, Windshield, Lower Center	1991 - Present	
8	13014377	1	Clip - Retainer, Windshield, Lower Left	1991 - Present	
9	13041376	2	Clip - Retainer, Windshield, Upper, Right & Left	1991 - Present	



**Conventional, MMFC, Vista, All_H Star, MVP-EF
Standard**

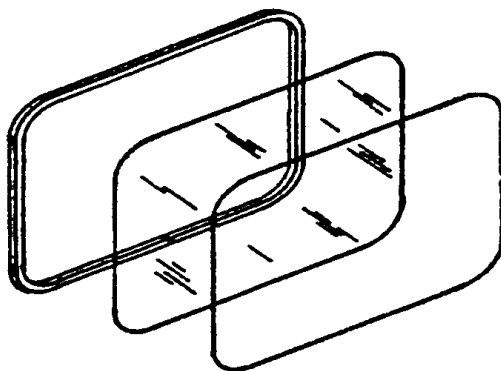
Item No.	Gasket Part No.	Glass Part No.	Glass Size	Type
1	64004276	15013373	20 3/4" x 21 1/32" x 7/32"	Laminated
1	64004276	55000026	20 3/4" x 21 x 1/32" x 7/32"	Laminated 28% Tint
1	15026373	15071378	20 3/4" x 21 1/32" x 3/16"	Tempered
1	15026373	55001005	20 3/4" x 21 1/32" x 3/16"	Tempered 41% Tint

Saf-T-Liner ER, Conventional, MMFC, Vista, All_H Star, MVP-ER

Item No.	Gasket Part No.	Glass Part No.	Glass Size	Type	Year Used
2	64004282	45001088	18" x 52 3/4" x 7/32"	Laminated, Clear	1990 - Present
2	64004282	45001091	18" x 52 3/4" x 7/32"	Laminated, 28% Tint	1990 - Present
2	15178366	15176366	19 3/4" x 54 1/4" x 7/32"	Laminated	1974 - 1990
2	64004252	45001384	18 15/16" x 53 11/16" x 3/16"	Tempered Clear	1990 - Present
2	64004252	45001374	18 15/16" x 53 11/16" x 3/16"	Tempered, 41% Tint	1990 - Present
2	15178366	55000022	19 3/4" x 54 1/4" x 7/32"	Laminated, 28% Tint	1974 - 1990
3	15139366	15187366	7 29/32" x 19 3/4" x 7/32"	Laminated	1974 - Present
3	15139366	55000024	7 29/32" x 19 3/4" x 7/32"	Laminated, 28% Tint	1974 - Present
3	55000725	55001008	7 29/32" x 19 3/4" x 3/16"	Tempered	1974 - Present
3	55000725	55001007	7 29/32" x 19 3/4" x 3/16"	Tempered, 41% Tint	1974 - Present

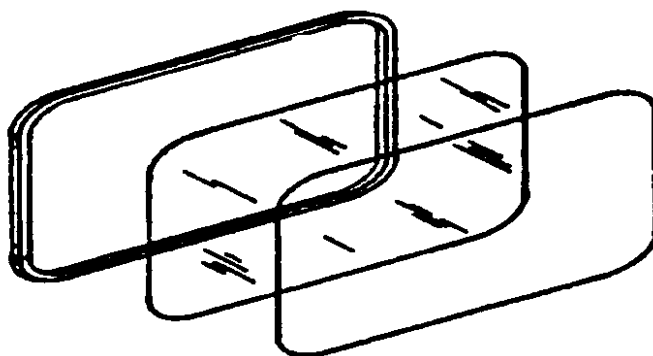
**MMFC
Narrow Body**

Item No.	Gasket Part No.	Glass Part No.	Glass Size	Type
1	15026373	15001375	15 1/32" x 20 3/4" x 7/32"	Laminated
1	15026373	15068378	15 1/32" x 20 3/4" x 3/16"	Tempered
1	15026373	55000023	15 1/32" x 20 3/4" x 7/32"	28% Tint
1	15026373	55001006	15 1/32" x 20 3/4" x 3/16"	41% Tint



Rear Emergency Door Glass

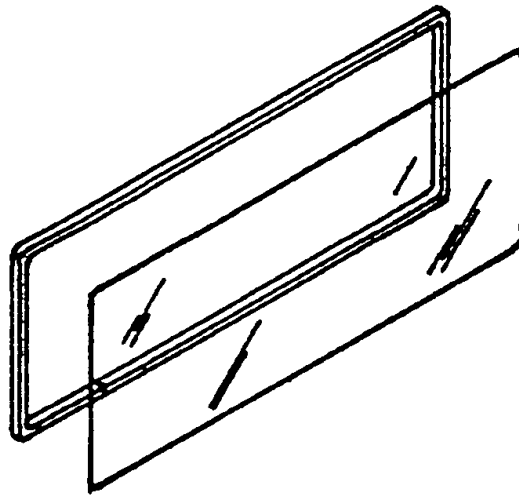
Gasket Part No.	Glass Part No.	Glass Size	Type	Location
24068373	64004174	20 5/8" x 30 19/32" x 3/16"	41% Tint	Upper
24068378	24191378	20 5/8" x 30 19/32" x 7/32"	Tempered	Upper
*64004276	24001366	19 3/4" x 29 23/32" x 7/32"	Laminated	Upper
*64004276	64000281	19 3/4" x 29 23/32" x 7/32"	28% Tint	Upper
64004284	24200366	19 11/16" x 29 21/32" x 13/16"	Storm	Upper



Rear Emergency Door Glass

Gasket Part No.	Glass Part No.	Glass Size	Type	Location
24067378	64004175	13 7/8" x 30 19/32" x 3/16"	41% Tint	Lower
24067378	24195378	13 7/8" x 30 19/32" x 7/32"	Tempered	Lower
24067378	24199378	13 7/8" x 30 19/32" x 7/32"	w/Wire Mesh	Lower
*64004277	24003366	13" x 29 23/32" x 7/32"	Laminated	Lower
*64004277	64000280	13" x 29 23/32" x 7/32"	28% Tint	Lower
64004284	24201366	12 15/16" X 29 21/32" X 11/16"	Storm	Lower

* Fillerstrip #25218365 used with rubber. Sold by the foot.



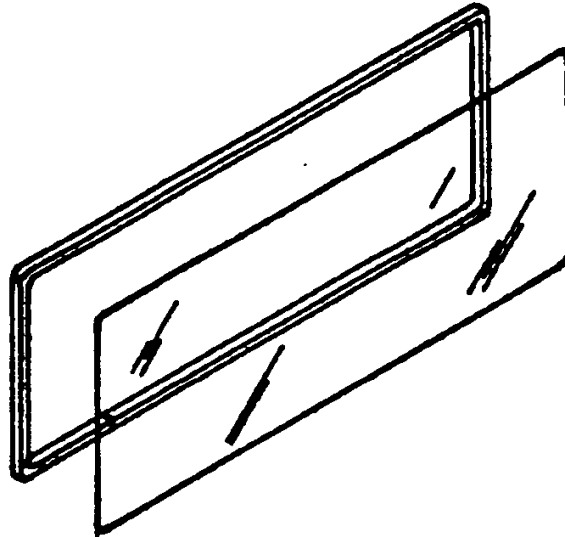
Standard Window Section 73" Headroom 1974 - Present

Gasket Part No.	Glass Part No.	Glass Size	Type	Location
45000236	05003378	9 15/16" x 25 1/4" x 1/8"	Tempered Clear	Upper & Lower
45000730	05076374	9 15/16" x 25 1/4" x 7/32"	Tempered Clear	Upper & Lower
45000236	45001361	9 15/16" x 25 1/4" x 1/8"	Tempered 31% Tint	Upper & Lower
45000730	05074374	9 15/16" x 25 1/4" x 7/32"	Laminated Clear	Upper & Lower
45000730	05016376	9 15/16" x 25 1/4" x 7/32"	Laminated 28% Tint	Upper & Lower
45000730	45001414	9 15/16" x 25 1/4" X 7/32"	Laminated 31% Tint	Upper & Lower
45000860	45000845	8 7/16" x 23 13/16" x 5/8"	Storm Tempered, Asm.	Upper & Lower
45000860	45000846	8 7/16" x 23 13/16" x 5/8"	Storm Laminated, Asm.	Upper & Lower
45000860	45001278	8 7/16" x 23 13/16" x 5/8"	*Storm Laminated, Asm.	Upper & Lower

Standard Window Section 78" Headroom 1974 - Present

Gasket Part No.	Glass Part No.	Glass Size	Type	Location
45001456	05004878	12 15/16" x 25 1/4" x 1/8"	Tempered Clear	Upper & Lower
45000732	05018874	12 15/16" x 25 1/4" x 7/32"	Tempered Clear	Upper & Lower
45001456	45001363	12 15/16" x 25 1/4" x 1/8"	Tempered 31% Tint	Upper & Lower
45000732	05019874	12 15/16" x 25 1/4" x 7/32"	Tempered 70% Tint	Upper & Lower
45000732	05012876	12 15/16" x 25 1/4" x 7/32"	Laminated 28% Tint	Upper & Lower
45000732	45001416	12 15/16" x 25 1/4" x 7/32"	Laminated 31% Tint	Upper & Lower
45000861	45000848	11 7/16" x 23 13/16" x 5/8"	Storm Tempered, Asm.	Upper & Lower
45000861	45000849	11 7/16" x 23 13/16" x 5/8"	Storm Laminated, Asm.	Upper & Lower
45000861	45001273	11 7/16" x 23 13/16" x 5/8"	*Storm Laminated, Asm.	Upper & Lower

*Painted Black



**+10" Window Section
73" Headroom 1974 - Present**

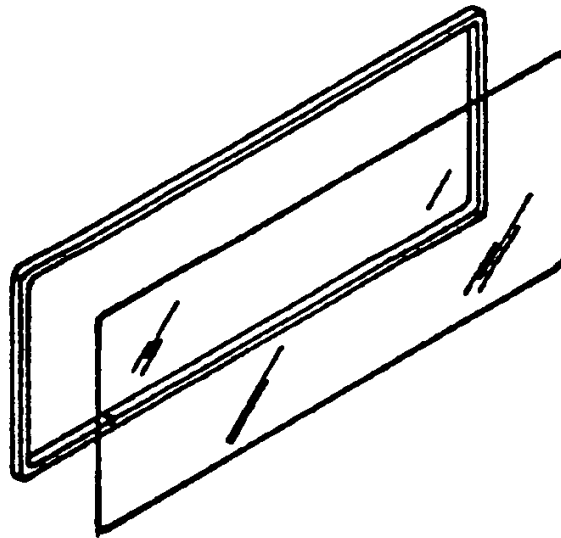
Gasket Part No.	Glass Part No.	Glass Size	Type	Location
45001457	05016378	9 15/16" x 35 1/4" x 1/8"	Tempered Clear	Upper & Lower
45000731	05080374	9 15/16" x 35 1/4" x 7/32"	Tempered Clear	Upper & Lower
45001457	45001362	9 15/16" x 35 1/4" x 1/8"	Tempered 31% Tint	Upper & Lower
45000731	05078374	9 15/16" x 35 1/4" x 7/32"	Laminated Clear	Upper & Lower
45000731	05017376	9 15/16" x 35 1/4" x 7/32"	Laminated 28% Tint	Upper & Lower
45000731	45001415	9 15/16" x 35 1/4" x 7/32"	Laminated 31% Tint	Upper & Lower
45000999	45000987	8 1/8" x 19 5/8" x 5/8"	Storm Tempered, Asm.	Vertical
45000999	45000988	8 1/8" x 19 5/8" x 5/8"	Storm Laminated, Asm.	Vertical
45000999	45001276	8 1/8" x 19 5/8" x 5/8"	*Storm Laminated, Asm.	Vertical

**+10" Window Section
78" Headroom 1974 - Present**

Gasket Part No.	Glass Part No.	Glass Size	Type	Location
45001458	05005878	12 15/16" x 35 1/4" x 1/8"	Tempered Clear	Upper & Lower
45000733	05022874	12 15/16" x 35 1/4" x 7/32"	Tempered Clear	Upper & Lower
45001458	45001364	12 15/16" x 35 1/4" x 1/8"	Tempered 31% Tint	Upper & Lower
45000733	05020874	12 15/16" x 35 1/4" x 7/32"	Laminated Clear	Upper & Lower
45000733	05013876	12 15/16" x 35 1/4" x 7/32"	Laminated 28% Tint	Upper & Lower
45000733	45001417	12 15/16" x 35 1/4" x 7/32"	Laminated 31% Tint	Upper & Lower
45001000	45000989	11 1/8" x 19 5/8" x 5/8"	Storm Tempered, Asm.	Vertical
45001000	45000990	11 1/8" x 19 5/8" x 5/8"	Storm Laminated, Asm.	Vertical
45001000	45001274	11 1/8" x 19 5/8" x 5/8"	*Storm Laminated, Asm.	Vertical

*Painted Black

Pushout Window

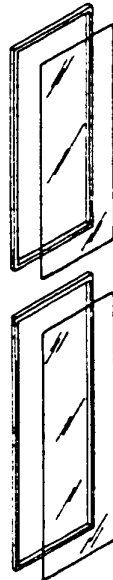


**Pushout Window
73" Headroom (1974 - Present)**

Gasket Part No.	Glass Part No.	Glass Size	Type	Location
a 45000705	05001377	9 41/64" x 23 21/32" x 7/32"	Laminated	Upper
a 45000705	05002377	9 41/64" x 23 21/32" x 7/32"	Laminated, 28% Tint	Upper
45001459	45001375	9 41/64" x 23 21/32" x 1/8"	Tempered	Upper
45001459	45001365	9 41/64" x 23 21/32" x 1/8"	Tempered, 31% Tint	Upper
a 45000705	05003377	8 1/2" x 23 21/32" x 7/32"	Laminated	Lower
a 45000705	05004377	8 1/2" x 23 21/32" x 7/32"	Laminated, 28% Tint	Lower
45001459	45001376	8 1/2" x 23 21/32" x 1/8"	Tempered	Lower
45001459	45001366	8 1/2" x 23 21/32" x 1/8"	Tempered, 31% Tint	Lower

78" Headroom (1974 - Present)

Gasket Part No.	Glass Part No.	Glass Size	Type	Location
b 45000706	05001877	12 41/64" x 23 21/32" x 7/32"	Laminated	Upper
b 45000706	05002877	12 41/64" x 23 21/32" x 7/32"	Laminated, 28% Tint	Upper
45001460	45001377	12 41/64" x 23 21/32" x 1/8"	Tempered	Upper
45001460	45001367	12 41/64" x 23 21/32" x 1/8"	Tempered, 31% Tint	Upper
b 45000706	05003877	11 1/2" x 23 21/32" x 7/32"	Laminated	Lower
b 45000706	05004877	11 1/2" x 23 21/32" x 7/32"	Laminated, 28% Tint	Lower
45001460	45001378	11 1/2" x 23 21/32" x 1/8"	Tempered	Lower
45001460	45001368	11 1/2" x 23 21/32" x 1/8"	Tempered, 31% Tint	Lower
a 45000703	Gray Gasket			
b 45000704	Gray Gasket			



**Outward Opening Entrance & Jackknife Door Glass
1965 - July 7, 1991***

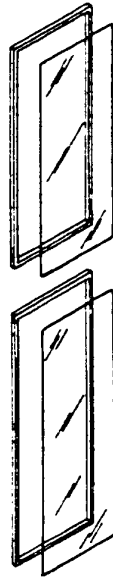
(*With exception of Saf-T-Liner February 8, 1991 to July 8, 1991. See Saf-T-Liner Jackknife Entrance Door Chart.)

Gasket Part No.	Glass Part No.	Glass Size	Type	Location
24160365	24100365	11 1/2" x 29 3/16" x 7/32"	Laminated	Upper
24160365	24102365	11 1/2" x 29 3/16" x 7/32"	Tempered	Upper
24160365	24282365	11 1/2" x 29 3/16" x 7/32"	Laminated Tint	Upper
24080378	24260378	11 1/2" x 29 3/16" x 5/32"	Tempered	Upper
24080378	64004202	11 1/2" x 29 3/16" x 5/32"	Tempered Tint	Upper
24160365	45000885	9 5/32" x 26 29/32" x 5/8"	Storm Tempered, Asm.	Upper
24160365	45000884	9 5/32" x 26 29/32" x 5/8"	Storm Laminated, Asm.	Upper
24158365	24101365	11 1/2" x 33 9/16" x 7/32"	Laminated	Lower
24158365	24103365	11 1/2" x 33 9/16" x 7/32"	Tempered	Lower
24158365	24283365	11 1/2" x 33 9/16" x 7/32"	Laminated Tint	Lower
24081378	24261378	11 1/2" x 33 9/16" x 5/32"	Tempered	Lower
24081378	64004203	11 1/2" x 33 9/16" x 5/32"	Tempered Tint	Lower
24158365	45000887	9 3/8" x 37 15/16" x 5/8"	Storm Tempered, Asm.	Lower
24158365	45000886	9 3/8" x 37 15/16" x 5/8"	Storm Laminated, Asm.	Lower

Entrance Door

Outward Opening - Entrance Door July 8, 1991 - Present

Gasket Part No.	Glass Part No.	Glass Size	Type	Location
24160365	24100365	11 1/2" x 29 3/16" x 7/32"	Laminated	Upper
24160365	24102365	11 1/2" x 29 3/16" x 7/32"	Tempered	Upper
24160365	24282365	11 1/2" x 29 3/16" x 7/32"	Laminated Tint	Upper
24080378	24260378	11 1/2" x 29 3/16" x 5/32"	Tempered	Upper
24080378	64004202	9 5/32" x 26 29/32" x 5/32"	Green Tempered 70%	
24160365	45000885	9 5/32" x 26 29/32" x 5/8"	Storm Tempered, Asm.	Upper
24160365	45000884	9 5/32" x 26 29/32" x 5/8"	Storm Tempered, Asm.	Upper
64003240	64003247	11 1/2" x 40 1/16" x 5/32"	Tempered	Lower
64003240	64003242	11 1/2" x 40 1/16" x 7/32"	Laminated	Lower
64003240	64003243	11 1/2" x 40 1/16" x 7/32"	Tempered	Lower
64003240	64003244	11 1/2" x 40 1/16" x 7/32"	Laminated Tint	Lower
64003240	64004204	11 1/2" x 40 1/16" x 7/32"	Green Tempered 70%	Lower
64003240	45001212	9 3/8" x 37 15/16" x 5/8"	Storm Tempered, Asm.	Lower
64003240	45001211	9 3/8" x 37 15/16" x 5/8"	Storm Laminated, Asm.	Lower



Jackknife Entrance Door Glass July 8, 1991 - Present

6

Gasket Part No.	Glass Part No.	Glass Size	Type	Location
64002989	64002890	8 7/16" x 29 3/16" x 7/32"	Laminated	Upper Front
64002989	64002892	8 7/16" x 29 3/16" x 7/32"	Laminated Tint	Upper Front
64002885	64002895	8 7/16" x 29 3/16" x 5/32"	Tempered	Upper Front
64002989	64003235	6 19/64" x 27 3/64" x 5/8"	Storm Laminated, Asm.	Upper Front
64002989	64003236	6 19/64" x 27 3/64" x 5/8"	Storm Laminated, Asm.	Upper Front
64002991	64002903	14 9/16" x 29 3/16" x 7/32"	Laminated	Upper Front
64002991	64002905	14 9/16" x 29 3/16" x 7/32"	Laminated Tint	Upper Rear
64002887	64002908	14 9/16" x 29 3/16" x 5/32"	Tempered	Upper Rear
64002991	64003231	12 27/64" x 27 3/64" x 5/8"	Storm Laminated, Asm.	Upper Rear
64002991	64003232	12 27/64" x 27 3/64" x 5/8"	Storm Tempered, Asm.	Upper Rear
64003053	64003044	8 7/16" x 29 15/16" x 7/32"	Laminated	Lower Front
64003053	64003046	8 7/16" x 29 15/16" x 7/32"	Laminated Tint	Lower Front
64003051	64003049	8 7/16" x 29 15/16" x 5/32"	Tempered	Lower Front
64003053	64003237	6 19/64" x 35 51/64" x 5/8"	Storm Laminated, Asm.	Lower Front
64003053	64003238	6 19/64" x 35 51/64" x 5/8"	Storm Tempered, Asm.	Lower Front
64003052	64003037	14 9/16" x 29 3/16" x 7/32"	Laminated	Lower Rear
64003052	64003039	14 9/16" x 29 3/16" x 7/32"	Laminated Tint	Lower Rear
64003050	64003042	14 9/16" x 29 3/16" x 5/32"	Tempered	Lower Rear
64003052	64003233	12 27/64" x 35 51/64" x 5/8"	Storm Laminated, Asm.	Lower Rear
64003052	64003234	12 27/64" x 35 51/64" x 5/8"	Storm Tempered, Asm.	Lower Rear

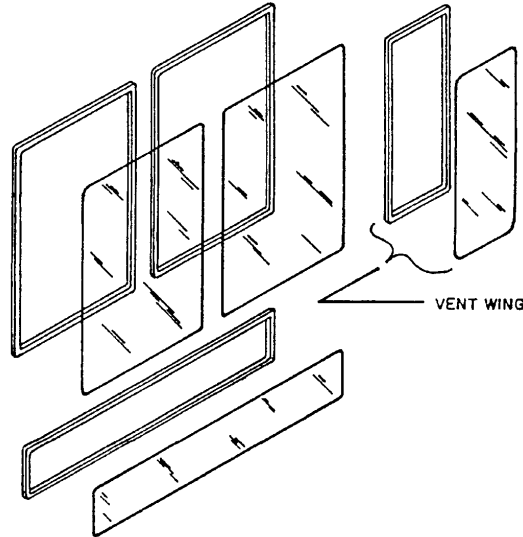
Entrance Door

Saf-T-Liner Jackknife Entrance Door Glass Starting 2/8/91 Body #63943 - Ending 7/8/91 Body #78799

Gasket Part No.	Glass Part No.	Glass Size	Type	Location
64002989	64002890	8 7/16" x 29 3/16" x 7/32"	Laminated	Upper Front
64002989	64002892	8 7/16" x 29 3/16" x 7/32"	Laminated Tint	Upper Front
64002885	64002895	8 7/16" x 29 3/16" x 5/32"	Tempered	Upper Front
64002991	64002903	14 9/16" x 29 3/16" x 7/32"	Laminated	Upper Rear
64002991	64002905	14 9/16" x 29 3/16" x 7/32"	Laminated Tint	Upper Rear
64002887	64002908	14 9/16" x 29 3/16" x 5/32"	Tempered	Upper Rear
64002990	64002896	8 7/16" x 29 3/16" x 7/32"	Laminated	Lower Front
64002990	64002898	8 7/16" x 29 3/16" x 7/32"	Laminated Tint	Lower Front
64002886	64002901	8 7/16" x 29 3/16" x 5/32"	Tempered	Lower Front
64002992	64002909	14 9/16" x 29 3/16" x 7/32"	Laminated	Lower Rear
64002992	64002911	14 9/16" x 29 3/16" x 7/32"	Laminated Tint	Lower Rear
64002888	64002914	14 9/16" x 29 3/16" x 5/32"	Tempered	Lower Rear

6

End Date 12-11-96, Conventional & Vista
End Date 10-8-96, MVP-EF, MVP-ER, ER Transit



Gasket Part No.	Glass Part No.	Glass Size	Type	Location
45000239	05001372	15" x 22 31/32" x 7/32"	Tempered Clear	Front & Rear
45000239	05006372	15" x 22 31/32" x 7/32"	Laminated Clear	Front & Rear
45000239	05002372	15" x 22 31/32" x 7/32"	Laminated 70% Tint	Front & Rear
45000239	45001385	15" x 22 31/32" x 3/16"	Tempered 70% Tint	Front & Rear
45000732	05004372	15" x 22 31/32" x 1/4"	Plate Clear	Front & Rear
45000239	05003372	15" x 22 31/32" x 7/32"	Tempered 70% Tint	Front & Rear
45000241	05041372	7 19/32" x 20 35/64" x 7/32"	Tempered Clear	Wing Vent
45000241	05039372	7 19/32" x 20 35/64" x 7/32"	Laminated Clear	Wing Vent
45000241	05022375	7 19/32" x 20 35/64" x 1/4"	Plate Laminated	Wing Vent
45000241	05040372	7 19/32" x 20 35/64" x 7/32"	Laminated 70% Tint	Wing Vent

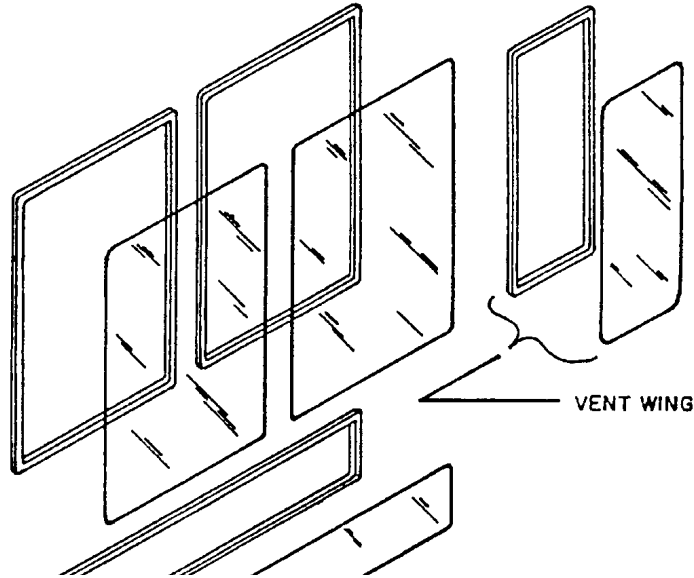
Pusher Only

Gasket Part No.	Glass Part No.	Glass Size	Type	Location
45000936	05001375	5 5/8" x 31 1/4" x 7/32"	Laminated 70% Tint	Lower
45000936	05002375	5 5/8" x 31 1/4" x 7/32"	Tempered 70% Tint	Lower
45000936	05003375	5 5/8" x 31 1/4" x 7/32"	Plate 70% Tint	Lower

Refer to page 6-17 for Storm Inserts.

Driver's Sash

Start Date 12-12-96, Conventional & Vista
 Start Date 10-9-96, MVP-EF, MVP-ER, ER Transit



Conventional & Vista

Gasket Part No.	Glass Part No.	Glass Size	Type	Location
45000732	45003143	5/8" x 14 1/2" x 22 1/2"	Laminated Clear	Front & Rear
45000732	45003140	5/8" x 14 1/2" x 22 1/2"	Laminated Tint	Front & Rear
45000732	45003144	5/8" x 14 1/2" x 22 1/2"	Tempered Clear	Front & Rear
45000732	45003147	5/8" x 14 1/2" x 22 1/2"	Tempered Tint	Front & Rear
45000732	45003141	5/8" x 14 1/2" x 22 1/2"	Plate Clear	Front & Rear
45000732	45003142	5/8" x 14 1/2" x 22 1/2"	Plate Tint	Front & Rear
45000732	45000859	5/8" x 14 1/2" x 22 1/2"		
45000732	45000858	5/8" X 14 1/2" x 22 1/2"		

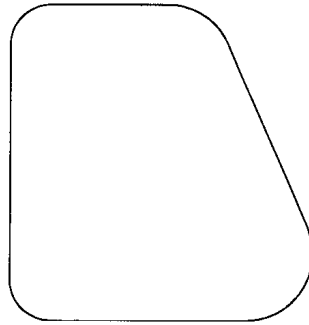
Pusher

Gasket Part No.	Glass Part No.	Glass Size	Type	Location
45003126	45003150	28 1/6" x 14 7/8"	Laminated Tint	Front & Rear
45003126	45003154	28 1/6" x 14 7/8"	Tempered Clear	Front & Rear
45003126	45003157	28 1/6" x 14 7/8"	Tempered Tint	Front & Rear
45003126	45003152	28 1/6" x 14 7/8"	Plate Tint	Front & Rear
45003126	45003151	28 1/6" x 14 7/8"	Plate Clear	Front & Rear
45003126	45003153	28 1/6" x 14 7/8"	Laminated Clear	Front & Rear

Refer to page 6-17 for Storm Inserts.

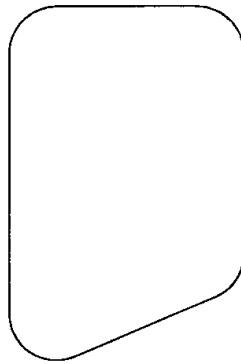
Glass		
Part No.	Type	Location
45000832	Tempered Clear	Front
45000834	Tempered Clear	Rear
45000833	Laminated	Front
45000835	Laminated	Rear
45001242	Laminated Tint	Front
45001243	Laminated Tint	Rear
45000675	Laminated Clear, Black Frame	Front
45000675	Laminated Clear, Black Frame	Rear

Vista - Side Front



**Upper Step & Driver's Side
1989 - 1993**

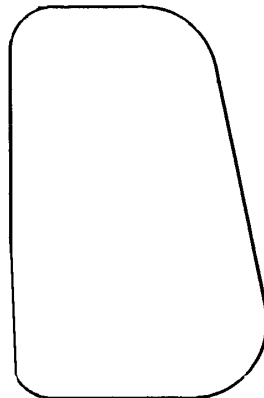
Gasket Part No.	Glass Part No.	Glass Size	Type	Location
53000929	45001027	23 23/32" x 24 25/32"	Tempered	Upper
53000929	45001028	23 23/32" x 24 25/32"	Laminated	Upper
53000929	45001029	23 23/32" x 24 25/32"	Tempered Tint	Upper
53000929	45001030	23 23/32" x 24 25/32"	Laminated Tint	Upper
*64004286	45001053	23 23/32" x 24 25/32"	Storm	Upper



**Lower Step Side
1989 - 1993**

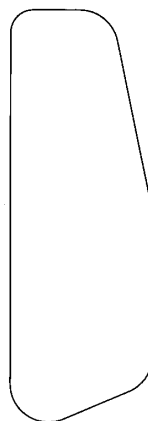
Gasket Part No.	Glass Part No.	Glass Size	Type	Location
53000928	45001032	15 7/8" x 24 5/32"	Tempered	Lower
53000928	45001033	15 7/8" x 24 5/32"	Laminated	Lower
53000928	45001034	15 7/8" x 24 5/32"	Tempered Tint	Lower
53000928	45001035	15 7/8" x 24 5/32"	Laminated Tint	Lower
*64004285	45001051	15 7/8" x 24 5/32"	Storm	Lower
*25218365	Rubber - Filler Bead			

6



**Driver's Side
1994 - Present**

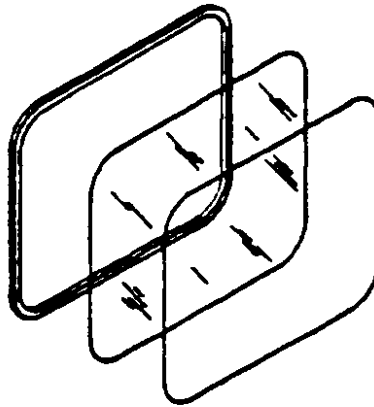
Gasket Part No.	Glass Part No.	Glass Size	Type
64004273	45001531	24 3/8" High x 7/32" Thick	Laminated Clear
64004273	45001533	24 3/8" High x 7/32" Thick	Laminated 70% Tint
*64004284	45001535	24 3/8" High x 7/32" Thick	Thermopane



**Driver's Side
1994 - Present**

Gasket Part No.	Glass Part No.	Glass Size	Type
*64004400	45001538	50 5/32" x 17 9/32" x 7/32"	Laminated Clear
*64004400	45001540	50 5/32" x 17 9/32" x 7/32"	Laminated Tint 70%
*64004400	45001542	50 11/64" x 17 9/32" x 7/32"	Thermopane
*25218365	Rubber - Filler Bead		

Side Emergency Door



73" Headroom 1984 - Present

6

Gasket Part No.	Part No.	Glass Glass Size	Type
64004248	45001379	18 3/8" x 21 3/16" x 3/16"	Tempered Clear
64004248	45001369	18 3/8" x 21 3/16" x 3/16"	Tempered 41% Tint
*64004276	45000347	17 1/2" x 20 5/16" x 7/32"	Laminated Clear
*64004276	45000349	17 1/2" x 20 5/16" x 7/32"	Laminated 28% Tint

73" Headroom 1965 - 1983

Gasket Part No.	Glass Part No.	Glass Size	Type
*64004276	24097365	18 7/8" x 20 5/16" x 7/32"	Tempered
*64004276	24096365	18 7/8" x 20 5/16" x 7/32"	Laminated

Wide Door - B5160-01-000 73" Headroom 1984 - Present

Gasket Part No.	Glass Part No.	Glass Size	Type
64004249	45001380	18 5/16" x 25 13/16" x 3/16"	Tempered Clear
64004249	45001370	18 5/16" x 25 13/16" x 3/16"	Tempered 41% Tint
64004276	45000342	17 1/2" x 24 7/8" x 7/32"	Laminated Clear
64004276	45000344	17 1/2" x 24 7/8" x 7/32"	Laminated 28% Tint

78" Headroom 1984 - Present

Gasket Part No.	Glass Part No.	Glass Size	Type
64004250	45001381	21 3/16" x 24 1/8" x 3/16"	Tempered Clear
64004250	45001371	21 3/16" x 24 1/8" x 3/16"	Tempered 41% Tint
*64004276	45000352	20 5/16" x 23 1/4" x 7/32"	Laminated Clear
*64004276	45000354	20 5/16" x 23 1/4" x 7/32"	Laminated 28% Tint

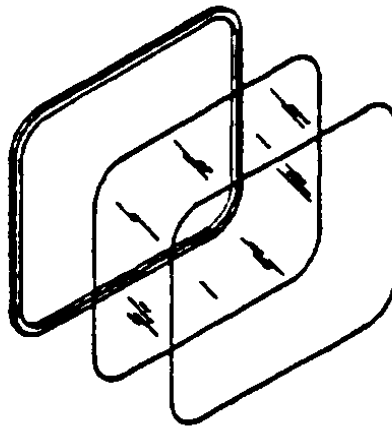
78" Headroom 1965 - 1983

Gasket Part No.	Glass Part No.	Glass Size	Type
64004276	24095365	20 5/16" x 24 7/8" x 7/32"	Tempered
64004276	24094365	20 5/16" x 24 7/8" x 7/32"	Laminated

Wide Door - B5160-01-000 78" Headroom 1984 - Present

Gasket Part No.	Glass Part No.	Glass Size	Type
64004251	45001421	21 3/16" x 25 3/4" x 3/16"	Tempered Clear
64004251	45001422	21 3/16" x 25 3/4" x 3/16"	Tempered 41% Tint
*64004276	24094365	20 5/16" x 24 7/8" x 7/32"	Laminated Clear
*64004276	05014876	20 5/16" x 24 7/8" x 7/32"	Laminated 28% Tint

*Fillerstrip 25218365 used with rubber. Sold by the foot.



42" Lift Door 1993 - Present 73" & 78" Headroom

Gasket

Part No.	Part No.
*64004276	24001366
*64004276	64000281
64004284	24200366
24068378	24191378

Glass

Glass Size	Type
19 3/4" x 29 23/32" x 7/32"	Laminated Clear
19 3/4" x 29 23/32" x 7/32"	Laminated 28% Tint
19 11/16" x 29 21/32" x 13/16"	Storm
20 5/8" x 30 19/32" x 7/32"	Tempered Clear

73" Headroom 1984 - 1993

Gasket

Part No.	Part No.
*64004276	45000357
*64004276	45000358
*64004276	45000359
*24188366	64002030

Glass

Glass Size	Type
17 1/2" x 28 7/8" x 7/32"	Laminated
17 1/2" x 28 7/8" x 7/32"	Tempered
17 1/2" x 28 7/8" x 7/32"	Laminated 28%Tint
17 7/16" x 28 15/16" x 3/4"	Storm

78" Headroom 1984 - 1993

Gasket

Part No.	Part No.
*64004276	45000362
*64004276	45000363
*64004276	45000364
*24188366	64002031

Glass

Glass Size	Type
22 1/4" x 28 7/8" x 7/32"	Laminated
22 1/4" x 28 7/8" x 7/32"	Tempered
22 1/4" x 28 7/8" x 7/32"	Laminated 28% Tint
22 3/16" x 28 15/16" x 3/4"	Storm

Double Lift Door 1965 - Present

Gasket Part No.	Glass Part No.	Glass Size	Type
*64004276	24096365	18 7/8" x 20 5/16" x 7/32"	Laminated Clear
*64004276	24014377	18 7/8" x 20 5/16" x 7/32"	Laminated 28% Tint
64004247	45001427	19 3/4" x 21 3/16" x 3/16"	Tempered Clear
64004247	45001428	19 3/4" x 21 3/16" x 3/16"	Tempered 41% Tint

*Fillerstrip 25218365 used with rubber. Sold by the foot.


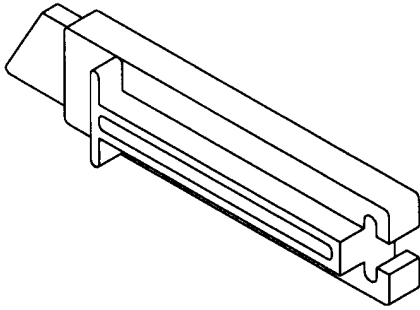


Table Of Contents

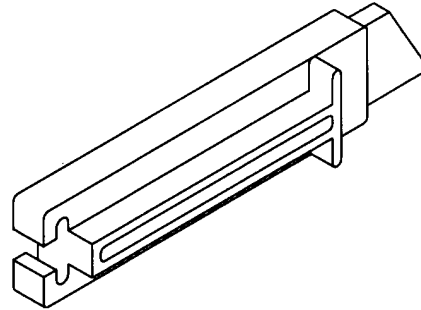
Side Sash & Pushout Sash Latches7-2

Side Sash & Pushout Sash Latches



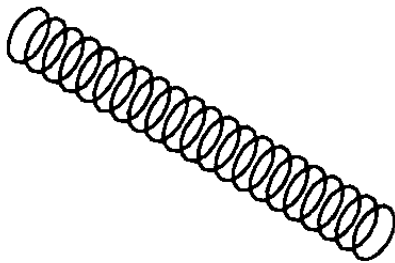
Part No.
05012377

Description
Bolt - Latch, Aluminum Sash,
#4359-1



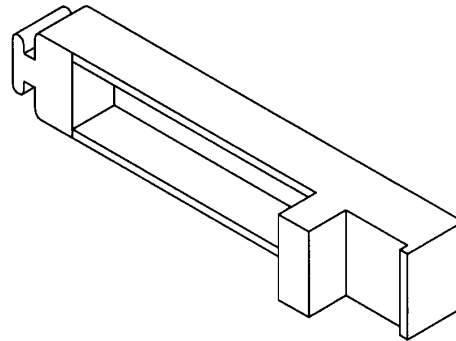
Part No.
05011377

Description
Bolt - Latch, Aluminum Sash,
#4359-2



Part No.
05039369

Description
Spring - Latch, Aluminum
Pushout and Sash Lock



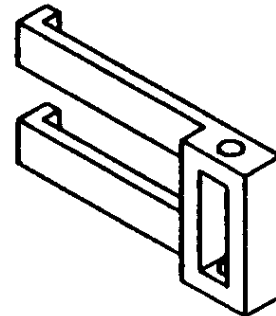
Part No.
45000080

Description
Handle - Latch, #4658-3



Part No.
85450086

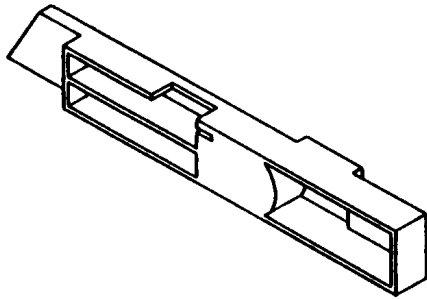
Description
Pin - Retention, Clip Lock 6697,
Pushout Sash



Part No.
85450087

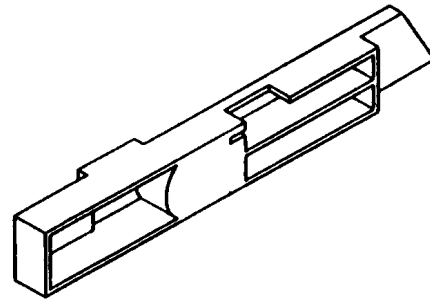
Description
Spring - Retention, Clip

Side Sash & Pushout Sash Latches



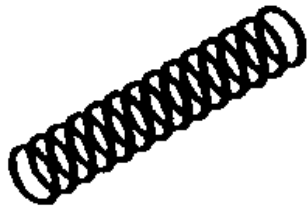
Part No.
85450081

Description
Lock - Latch, Rail, Right Side
PPL01002-002



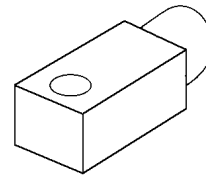
Part No.
85450082

Description
Lock - Latch, Rail, Left Side
PPL01002-001



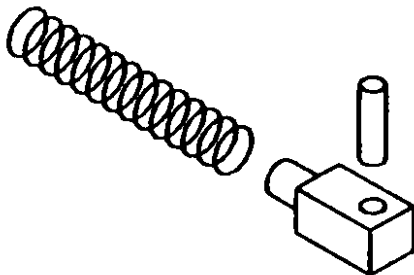
Part No.
85450083

Description
Spring - Sash Side, Standard,
Lock Rail PSP01001-001



Part No.
85450085

Description
Block - Spring Retention &
Locking Pin PPL01003-001



Part No.
85450080

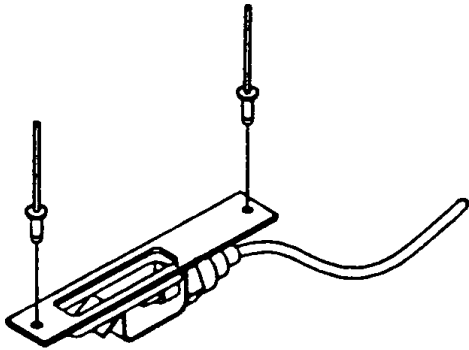
Description
Kit - Spring, Block & Retaining
Pin



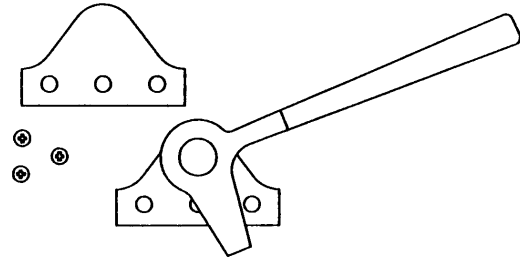
Part No.
85450077

Description
Pin - Solid Aluminum, Removable
Side Sash Latch

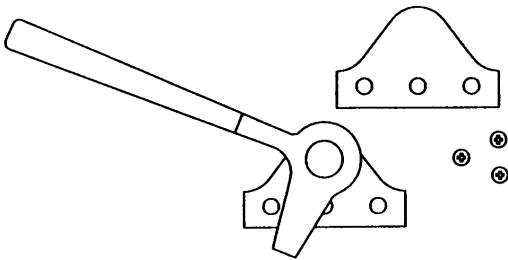
Side Sash & Pushout Sash Latches



Part No.	Description
85450071	Kit - Switch, Repair, Aluminum, Pushout Sash
45002856	Switch



Part No.	Description
05036374	Handle - Pushout Sash, Right, 4347-6
05034374	Spacer - Latch, Pushout Sash
69003029	Screw - Tapping, #8 - 5/8", Phillips



Part No.	Description
05035374	Handle - Pushout Sash, Left, 4347-5
05034374	Spacer - Latch, Pushout Sash
69003029	Screw - Tapping, #8 - 5/8", Phillips



Part No.	Description
45002857	Handle - Pushout
69005052	Rivet - 3/16" x 3/8"

7

Table Of Contents

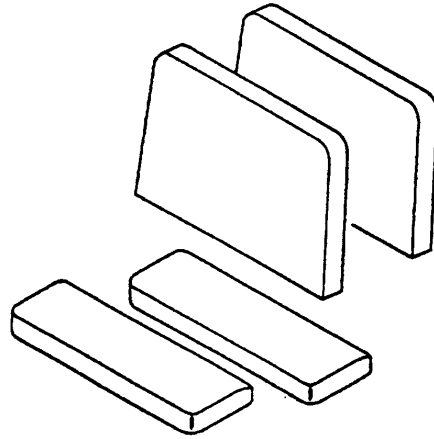
Seat Covers & Foam8-2

Barrier Covers8-3

Clips8-4

MOMS (Mobile Occupancy Mini Seat)8-5

Seat Covers & Foam



Fully Scrimmed Seat Back Foam

Type	Part No.
39"	85461633
39" Hi Back	85461725

Seat Cushion Foam with Board

Type	Part No.
39"	46010065

39" Seat Back Covers without Welt (1991 - Present, Thinline)

Color	Standard Part No.	Heavy Duty Part No.	Proform Part No.	Kevlar Part No.
Green	85460108	85460138	85462906	85460127
Blue	85460114	85460123	85462477	85460153
Gray	85461219	85461222	85462451	85461225
Brown	85460131	85460120	85462908	85460130
NC Brown	85460117			

39" Seat Back Covers without Welt High Back (1991 - Present, Thinline)


Color	Standard Part No.	Heavy Duty Part No.	Proform Part No.	Kevlar Part No.
Green	85460183	85460192	85462936	85460201
Blue	85460189	85460198	85462942	85460207
Gray	85461228	85461231	85462210	85461234
Brown	85460186	85460195	85462939	85460204

39" Seat Cushion Covers without Welt (1982 - Present)

Color	Standard Part No.	Heavy Duty Part No.	Proform Part No.	Kevlar Part No.
Green	85460082	85460110	85462874	85460099
Blue	85460087	85460196	85462880	85460125
Gray	85461210	85461213	85462215	85461216
Brown	85460103	85460093	85462878	85460102
NC Brown	85460090			

46000481

Panel, Bottom (Used on Proform & Kevlar. Trim to fit.)



39" Barrier Covers Right Side without Welt (41" High)

Color	Standard Part No.	Heavy Duty Part No.	Proform Part No.	Kevlar Part No.
Green	85460739	85460857	85462993	85460756
Blue	85460744	85460753	85462999	85460872
Gray	85461300	85461303	85463002	85461306
Brown	85460850	85460750	85462996	85460759
NC Brown	85460747			

39" Barrier Covers Left Side without Welt (41" High)

Color	Standard Part No.	Heavy Duty Part No.	Proform Part No.	Kevlar Part No.
Green	85460764	85460774	85463004	85460783
Blue	85460770	85460780	85463010	85460789
Gray	85461309	85461312	85463013	85461315
Brown	85460767	85460777	85463007	85460786
NC Brown	85460773			

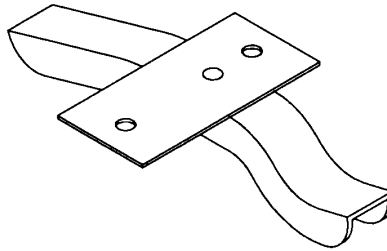
39" Barrier Covers Right Side without Welt (45" High)

Color	Standard Part No.	Heavy Duty Part No.	Proform Part No.	Kevlar Part No.
Green	85460907	85460916	85463062	85460925
Blue	85460913	85460922	85463068	85460931
Gray	85461579	85461357	85463071	85460933
Brown	85460910	85460919	85463065	85460928

39" Barrier Covers Left Side without Welt (45" High)

Color	Standard Part No.	Heavy Duty Part No.	Proform Part No.	Kevlar Part No.
Green	85460934	85461051	85463074	85460950
Blue	85460939	85460947	85463080	85461066
Gray	85461588	85461366	85463083	85461369
Brown	85461045	85460944	85463077	85460953

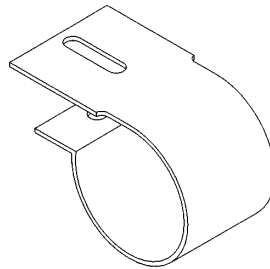
Clips



Part No.
46009815

Description
Clip - Assembly, Rear of Cushion

8



Part No.
46018145

Description
Clip - Seat Cushion, Front

MOMS (Mobile Occupancy Mini Seat)

Our MOMS Seating System is now available to install in your Thomas bus.

Available in:

3 Widths

30"

36"

39"

2 Types of Material

42 oz.

Fire Block

4 Upholstery Colors

Green

Blue

Brown

Gray

2 Seat Heights

Standard - 41"

High Back - 45"

2 Seat/Barrier Combinations

30"/39" Back

36"/39" Back

Note to Printer -Please add in
Moms seat photo.

Infant and Toddler Carriers are specifically designed for the Thomas Safety Seat.

They are supplied by Century® exclusively through Thomas.

46017042 Infant Carrier, Rear Facing, to 19 lbs. (Available only with the purchase of a Thomas MOMS Seat.)

46017055 Toddler Carrier, Forward Facing, 20 - 40lbs. (Available only with the purchase of a Thomas MOMS Seat.)




Table Of Contents

Driver's Seat Belt9-2

Passenger's Seat Belt9-4

Wheelchair Restraints9-6

Tie Tech Button Track Restraints9-7

Kinedyne "A" Series Restraints9-8

A/L Series Restraints9-10

Wheelchair Restraint Belts9-12

Driver's Seat Belt

*Part No.	*Vendor	Description
65004553	PBLCH301-3	Belt - Driver's Seat, 3 Point with 6" Extension Lap/Shoulder (Florida)
65001870	PBLRSB2122T	Belt - Driver's Seat, Black, Push Button Release, Single Emergency Locking Retractor 60" Tab, 8" Buckle with Sleeve
65001871	PBLR200	Belt - Driver's Seat, Black, Push Button Release, Double Emergency Locking Retractors, 36" Tab, 36" Buckle
65007674	F11795	Belt - Driver's Seat, ELR/ALR, with Shoulder Adjustable 73"/78" Headroom
65007675	F11800	Belt - Driver's Seat, ELR/ALR, with Shoulder Adjustable 73"/78" Headroom
65007673	F11794	Belt - Driver's Seat, ELR, with Shoulder Adjustable 73"/78" Headroom
65005343	F10023	Belt - Driver's Seat, ELR/ALR, Dual Retractor with Adjustable "D" Loop Static Seat 73"/78" Headroom
65005540	F10045	Belt - Driver's Seat, ELR, Single Retractor with Adjustable "D" Loop Static Seat Retractor with Adjustable "D" Loop
65005370	F10046	Belt - Driver's Seat, ELR, Single Retractor with Adjustable "D" Loop Static Seat, 73"/78" Headroom
65005541	F10048	Belt - Driver's Seat, ELR, Single Retractor with Adjustable "D" Loop & Tether Static Seat 78" Headroom
65005511	F10050	Belt - Driver's Seat, ELR/ALR, Dual Retractor, with Adjustable "D" Loop & Tether Static Seat 78" Headroom
65005515	F10241	Belt - Driver's Seat, ELR/ALR, Dual Retractor, with Adjustable "D" Loop, Static Seat, 73" Headroom
65005516	F10242	Belt - Driver's Seat, ELR/ALR, Dual Retractor, with Adjustable "D" Loop, Static Seat, 78" Headroom
65005953	F10426	Belt - Driver's Seat, ELR/ALR, Dual Retractor, with Adjustable "D" Loop, Suspension Seat, 73" Headroom
65005954	F10427	Belt - Driver's Seat, ELR/ALR, Dual Retractor, with Adjustable "D" Loop, Suspension Seat, 73"/78" Headroom
65005956	F10429	Belt - Driver's Seat, ELR/ALR, Dual Retractor, with Adjustable "D" Loop, Suspension Seat, 78" Headroom
65005958	F10430	Belt - Driver's Seat, ELR/ALR, Dual Retractor, with Adjustable "D" Loop, Suspension Seat, 78" Headroom
65005959	F10448	Belt - Driver's Seat, ELR/ALR, Dual Retractor, with Adjustable "D" Loop, Suspension Seat
65005960	F10449	Belt - Driver's Seat, ELR/ALR, Dual Retractor, with Adjustable "D" Loop, Suspension Seat, 78" Headroom
65005996	F10466	Belt - Driver's Seat, ELR, Single Retractor, with Adjustable "D" Loop, Suspension Seat, 73" Headroom
65005997	F10467	Belt - Driver's Seat, ELR, Single Retractor, with Adjustable "D" Loop, Suspension Seat, 73"/78" Headroom
65006027	F10486	Belt - Driver's Seat, ELR, Single Retractor, with Adjustable "D" Loop, Suspension Seat, 73" Headroom
65006028	F10487	Belt - Driver's Seat, ELR, Single Retractor, with Adjustable "D" Loop, Suspension Seat, 78" Headroom
65006029	F10488	Belt - Driver's Seat, ELR, Single Retractor, with Adjustable "D" Loop, Suspension Seat, 78" Headroom
65006030	F10489	Belt - Driver's Seat, ELR, Single Retractor, with Adjustable "D" Loop, Suspension Seat, 78" Headroom

Driver's Seat Belt

*Part No.	*Vendor	Description
65006424	F10666	Belt - Driver's Seat, ELR, Suspension Seat, Single Retractor, Black, 73" Headroom
65006425	F10667	Belt - Driver's Seat, ELR, Single Retractor, with Adjustable "D" Loop, Suspension Seat 78" Headroom
65005373	F10044	Belt - Driver's Seat, ALR/ELR, with Adjustable "D" Loop
81650087	LR600D	Belt - Driver's Seat Assembly, Dual Automatic Locking Retractors

Extension

65004466 Belt - Driver's Seat, 6" Extension for 3-Point Belt

D-Loop

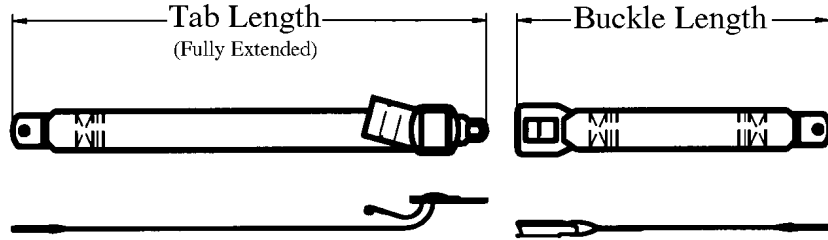
53002711 Pad - Assembly, "D" Loop Support Bracket

53002728 Pad - Assembly, "D" Loop Support Bracket

*Refer to the number on the original seat belt to determine which replacement belt is needed.

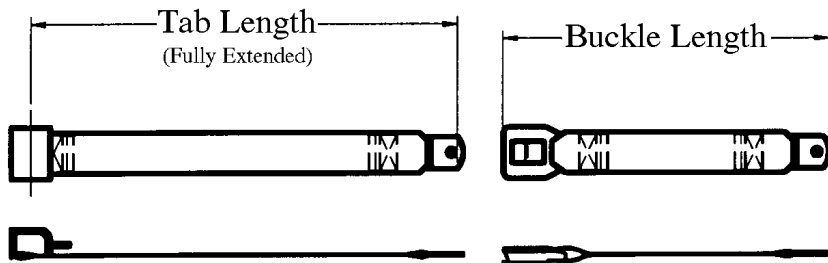
Passenger's Seat Belt

Push Button Release, Flat End Fitting, No Retractor



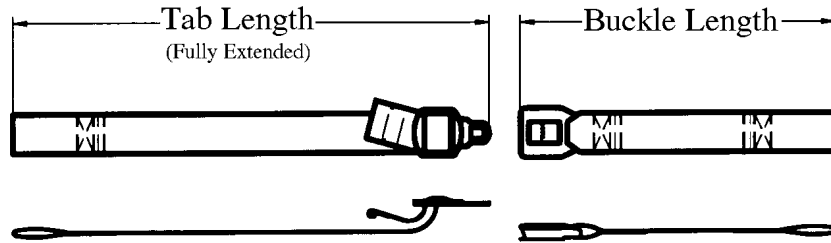
Part No.	Color	Tab	Buckle
65004534	Maroon	45"	20"
65004535	Tan	45"	23"
65004536	Black	45"	23"
65004731	Maroon	47"	13"
65004732	Tan	47"	13"
65004733	Black	47"	13"
65004751	Black	49"	19"
65004752	Tan	49"	19"
65004753	Maroon	49"	18"

Push Button Release, Flat End Fitting, Retractor



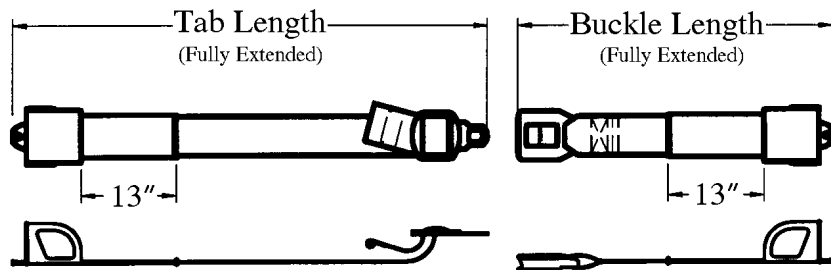
Part No.	Color	Tab	Buckle
65004958	Maroon	50"	13"
65004959	Tan	50"	13"
65004960	Black	50"	13"

Push Button Release, Loop On, Retractor



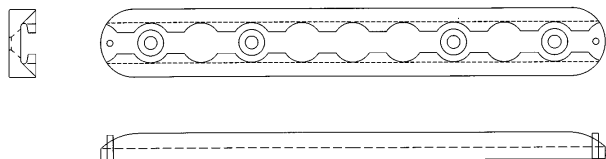
Part No.	Color	Tab	Buckle
65004537	Black	51"	30"
65004538	Black	33"	33"

Push Button Release, Boot with Retractor



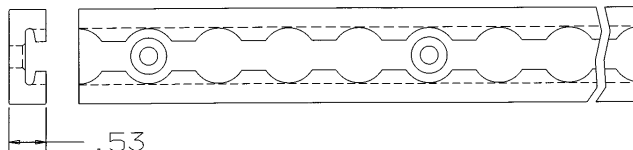
Part No.	Color	Tab	Buckle
65004539	Black	28"	60"

Wheelchair Restraints



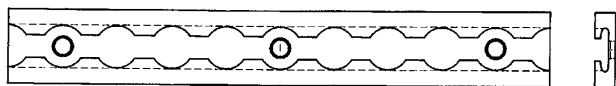
Part No. 65006292
Description Track - Extruded Aluminum, Button
 10" Length,
 Black Epoxy Finish

29920034 Screw - Drill, 1/4" - 20 x 1 3/8"
 69003102 Screw - Drill, 1/4" - 20 x 1"

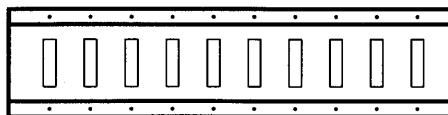


Part No. 65005339
Description Track - Extruded Aluminum Button,
 Series "L", 50" Length,
 Black Epoxy Finish

69004030 Nut - Kep, Hex 1/4" - 20
 69002121 Screw - Cap, 1/4" - 20 x 3 1/2"
 69002183 Screw - Cap, 1/4" - 20 x 1"
 69002184 Screw - Cap, 1/4" - 20 x 1 1/4"
 69002091 Screw - Cap, 1/4" - 20 x 1 1/2"



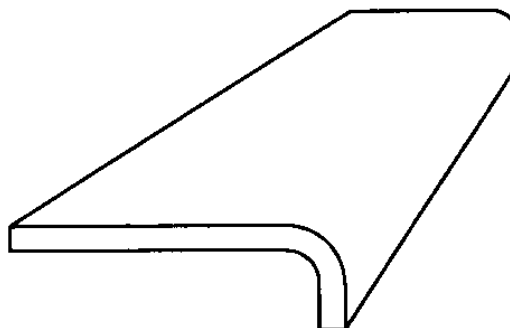
Part No. 65004324
Description Track - Extruded Aluminum
 10" Length



Part No. 65001233
Description Track - Wheelchair Tie Down



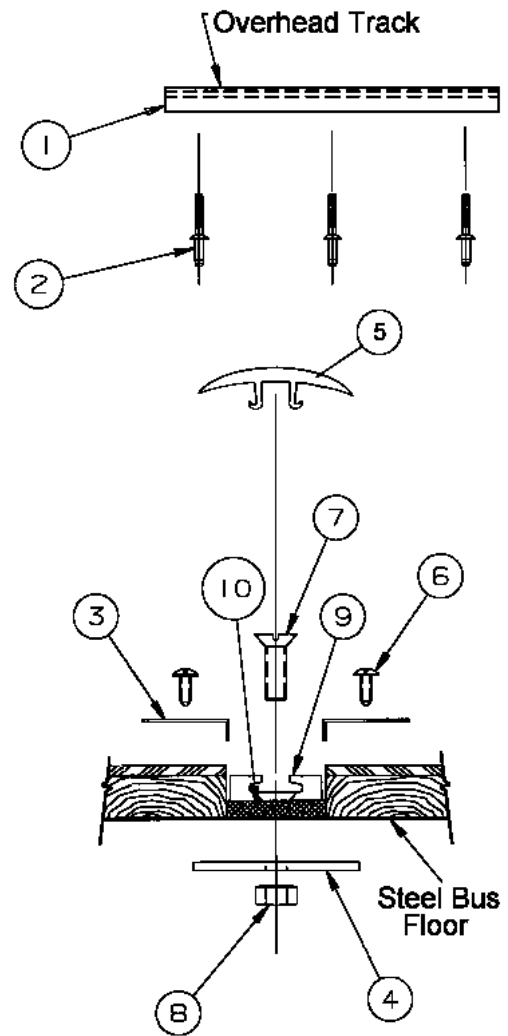
Part No. 65002721
Description Track - Wheelchair Tiedown,
 Vertical Series "A",
 120" Long



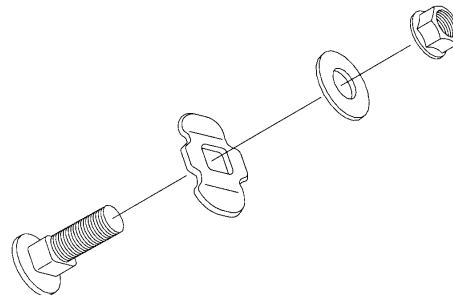
Part No. 65002931
Description Trim - Recessed Track,
 Wheelchair Tiedown,
 120" Long

Tie Tech Button Track Restraints

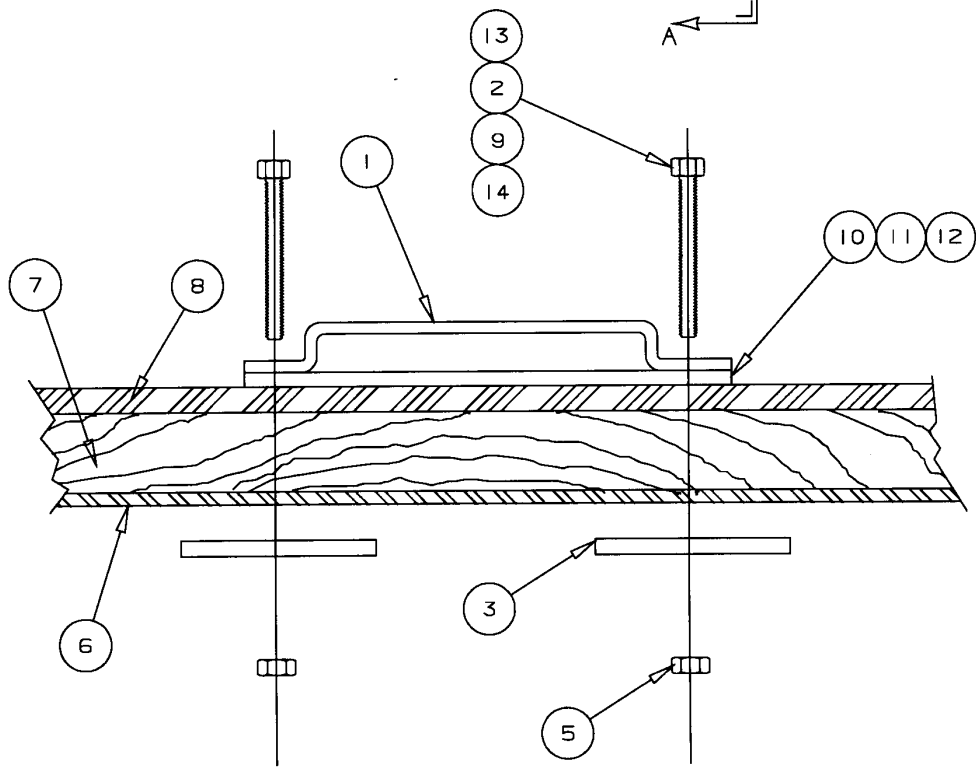
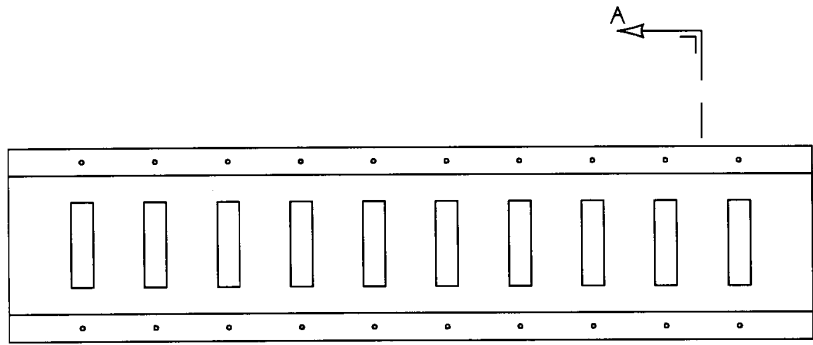
Item No.	Part No.	Description
1	65004324	Track - Extruded Aluminum Button, Overhead, 10" Length
2	69005013	Rivet, 1/4", Avdel "Hemlock"
3	65002931	Trim - Galvalume
4	65002741	Plate - Backing, 12 Gauge x 2" x 2"
5	64004367	Cover - Dust
6	69003013	Screws - Tapping, #10 x 5/8", Quadrix Truss Head
7	69002184	Screw - Cap, 1/4" - 20 x 1 1/4", Grade 8
	69002121	Screw - Cap, 1/4" - 20 x 3 1/2"
	69002183	Screw - Cap, 1/4" - 20 x 1"
	69002184	Screw - Cap, 1/4" - 20 x 1/4"
	69002091	Screw - Cap, 1/4" - 20 x 1 1/2"
8	69004030	Nut - Lock, 1/4" - 20, Grade 8
9	65005339	Track - Extruded Aluminum Button
10	65004277	Plywood - Fill Strip, Luan, 1/4" Nominal x 1 3/8" x 96"



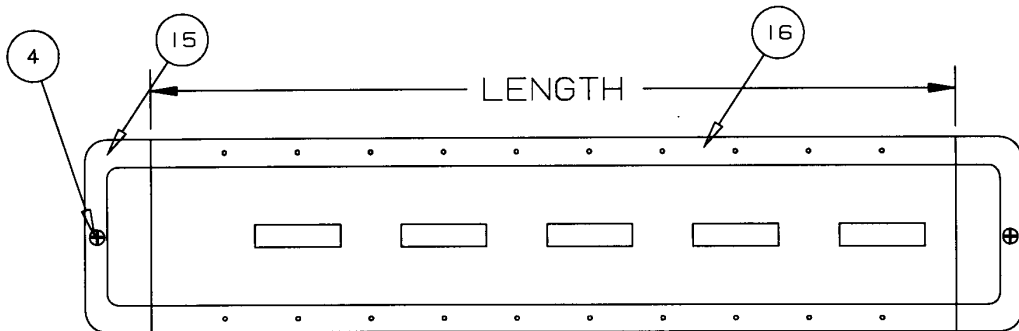
Part No.	Description
69006239	Fitting - Seat, Track



Kinedyne "A" Series Restraints



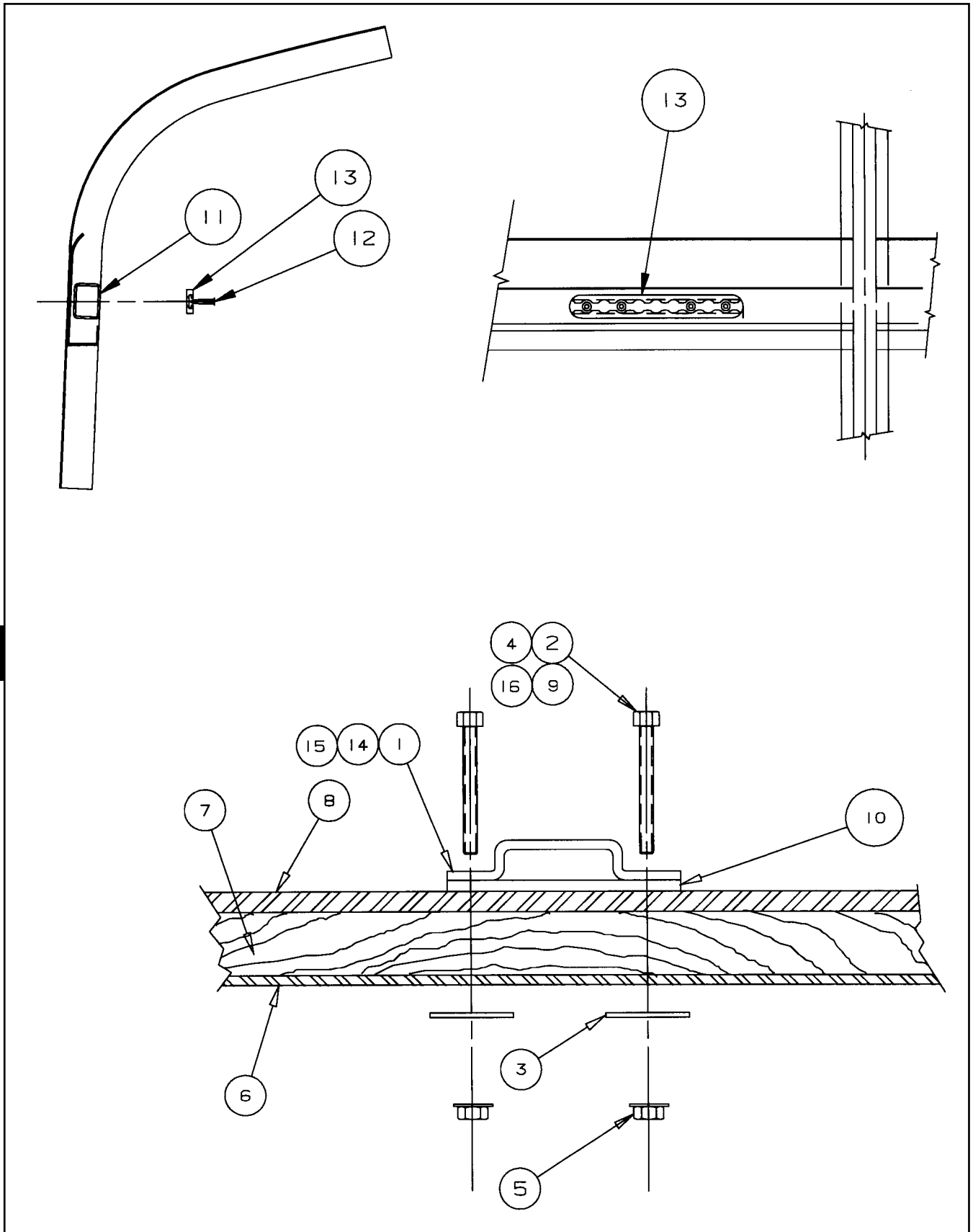
SECTION A-A



Kinedyne "A" Series Restraint

Item No.	Part No.	Description
1	65001233	Track - Kinedyne Series A-FE702-01, 10' Long, 5" Wide
2	69001111	Bolt - Hex Head, 1/4" - 20 x 1 3/4" (w/Plywood Option Only)
	27213546	Bolt - Hex, 1/4" - 20 x 1"
	69001124	Bolt - Hex, 1/4" - 20 x 3/1/2"
3	65002741	Plate - Backing, 12 Gauge x 2" x 2"
	65007083	Washer - 2 x 6 Minn. State Required x 12 Gauge
	69004085	Washer - Flat, 1/4" Inner Diameter x 1 1/4" Outer Diameter
4	69003099	Screw - Tapping, No. 10 x 5/8"
5	69004030	Nut - Lock, Zinc dep 1/4" - 20
6	65002721	Track - Vertical, Kinedyne, 10' Long
7	65005357	End - Cap, Kinedyne A-Series
8	27180034	Screw - Cap, 1/4" - 20 x 1 1/2", Grade 5, Hex
9	69001073	Bolt - Hex Head, Grade 5, Zinc, 1/4" - 20 x 4"
10	65004738	Plate - Backing, Kinedyne Series A/E Track 68" Length
11	65004739	Plate - Backing, Kinedyne Series A/E Track 30" Length
12	65005332	Plate - Backing, Kinedyne Series A/E Track 50" Length
13	27180052	Screw - Cap, 1/4" - 20 x 3", Grade 5, Hex

A/L Series Restraints



A/L Series Restraints

Item No.	Part No.	Description
1	65005330	Track - Kinedyne Series 2025
2	69001111	Screw - Cap, Hex, 1/4" - 20 x 1 3/4", with Plywood
3	69004085	Washer - Flat, 1/4"
4	27180034	Screw - Cap, Hex, Grade 5, 1/4" - 20 x 1 1/2"
5	69004030	Nut - Lock, 1/4" - 20
6	27180052	Screw - Cap, Hex, Grade 5, 1/4" - 20 x 3 1/2"
7	69003099	Screw - Tapping, No. 10 x 5/8"
8	65005357	Track - End Cap, Kinedyne A-Series
9	69001073	Bolt - Hex, 1/4" - 20 x 4", with Plywood Option Only
10	65005332	Plate - Backing, Kinedyne Series A/E Track
11	65004701	Tubing, 1" x 2" x 11 Ga. x 27 1/4" Long
12	29920034	Screw - Machine, Self Threading, 1/4" - 20 x 1 3/8"
13	65006292	Track - Extruded Aluminum Button, L-Type, 10" Length

Wheelchair Restraint Belts

Q'Straint

Part No.	Vendor No.	Description
65006890		Kit, with Four Riser
65004524		Kit - Three Point Occupant Restraint
85650694	Q5-6110	Left Hand Rear Belt
85650693	Q5-6111	Right Hand Rear Belt
85650856	Q5-6210	Left Hand Front Belt
85650857	Q5-6211	Right Hand Front Belt
85650858	Q5-6320	Lap Belt
85650859	Q5-6410	Shoulder Belt
85650798	Q5-7560	Stainless Steel Floor Plate
85650494	Q5-7575	Plastic Riser, Floor Plate
65007577		Pouch
27446152		Washer
29001373		Rivet

Kinedyne

Part No.	Vendor No.	Description
65004876	FE501	Straps - Wheelchair Tiedown Kit, Assembly Kit Contains Two Over Center Buckle Straps and Two Cam Buckle Straps with the Heavy Duty Series A Fitting.
65005336	FE510	Straps - Wheelchair Tiedown Kit, Assembly Kit Contains Four Over Center Buckle Straps with the Heavy Duty Series A Fitting
65005341	FE517	Restraint - Wheelchair Tiedown, Over Center Buckle, Series L Fitting, Positive Lock
85650825	FE200603	Strap - Buckle, Wheelchair Securement, Over Center
65004875	FE200612	Restraint - Occupant, Wheelchair, Lap Portion
65005334	FE200601	Restraint - Occupant, Wheelchair, Lap Portion
65005340	FE200594	Restraint - Occupant, Wheelchair Lap Belt, Series "L" Track Fitting
65005335	FE200599	Restraint - Occupant, Wheelchair, Shoulder Harness
65005350	FE744-01	Track - Extruded Aluminum Button, Series "L", 100" Length, Natural Finish

Tie Tech Wheel Chair Restraint Roll Bar Type

Part No.	Description
65002753	Floor Mount
65005026	Crotch Button & Belt
65006535	Right Side Wall Mount
65006536	Left Side Wall Mount
65002742	Backing Plate for Crotch Button

Table Of Contents

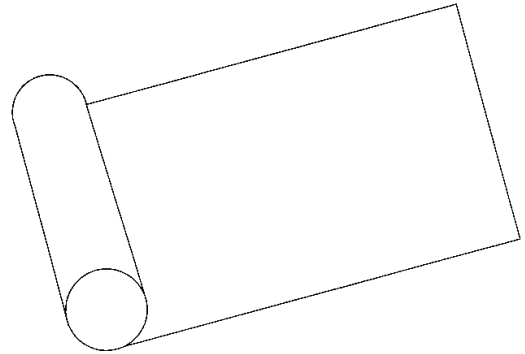
Covering & Miscellaneous10-2
Cover Strips10-3
Step Treads10-4

Covering & Miscellaneous

Smooth Floor Covering 1/8" x 37" Wide Rolls

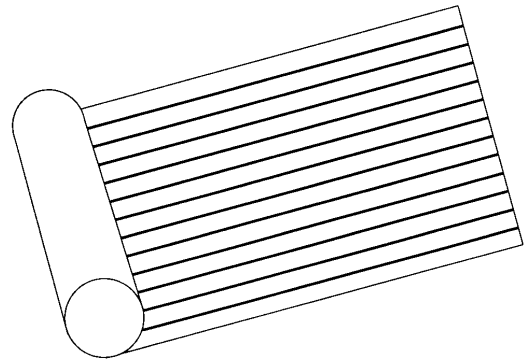
Description	12 Yard Part No.	30 Yard Part No.
Green Marble (TR653)	85650803	85650756
Blue Marble (TR702)	85650804	85650757
Tan Marble (TR777)	85650805	85650758
Gray Marble (TR711)	85650806	85650759

Description	18 1/2 Yard Part No.	30 Yard Part No.
Black	*85650802	85650755



Ribbed Floor Covering 3/16" x 13" Wide Rolls

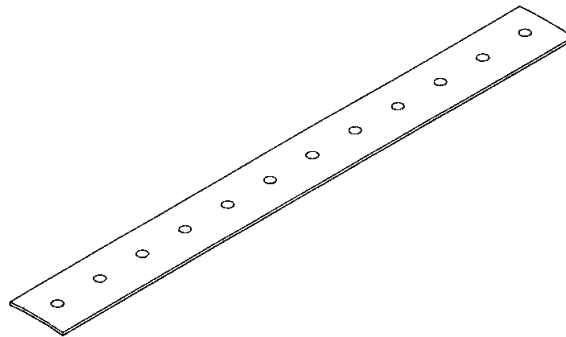
Description	12 Yard Part No.	30 Yard Part No.
Black		85650760
Green Marble (TR653)	85650807	85650761
Blue Marble (TR702)	85650808	85650762
Tan Marble (TR777)	85650809	85650763
Gray Marble (TR711)	85650810	85650764




* Part Number reflects roll quantities. Specific lengths may be purchased from your local Thomas Distributor.

Adhesive

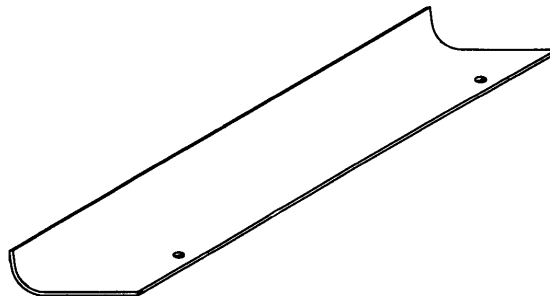
Part No.	Description
68000927	Water Base 1 Gallon



Part No.	Description
60001849	Strip - Cover, Floor Covering Joint, 134 7/16"
25430000	Strip - Aisle, 3/4" x 87 1/2"
69003118	Screw - Tapping




Part No.	Description
25013371	Strip - Cover, Aluminum, 135" Long
85650493	Strip - Cover, Aluminum, 67 1/2" Long
27162703	Screw - Tapping




Part No.	Description
60001336	Molding - Shoe (1989 To Present)
20036376	Molding - Shoe (Used Prior To 1989)

Universal Step Treads




Part No.	Color	Dimensions
85470001	Black	21 1/2" x 37 1/2"
85470002	Tan	21 1/2" x 37 1/2"
85470007	Blue	21 1/2" x 37 1/2"
85470008	Grey	21 1/2" x 37 1/2"
85470009	Green	21 1/2" x 37 1/2"

**Conventional, Vista & Saf-T-Liner
July 1991 to Present
Outward Opening Door**



Color	First Step	Second Step	Third Step
Black	47001470	47001458	47001437
Green	47001471	47001459	47001438
Tan	47001473	47001461	47001440
Blue	47001474	47001462	47001441
Gray	47001475	47001463	47001442

**Conventional, Vista & Saf-T-Liner
July 1991 to Present
Jackknife Door**



Color	First Step	Second Step	Third Step
Black	47001413	47001425	47001437
Green	47001414	47001426	47001438
Tan	47001416	47001428	47001440
Blue	47001417	47001429	47001441
Gray	47001418	47001430	47001442


Step Treads

**Saf-T-Liner
September 1990 to July 1991
Outward Opening Door**



Color	First Step	Second Step	Third Step
Black	47001253	47001264	47001275
Green	47001254	47001265	47001276
Red	47001255	47001266	47001277
Tan	47001256	47001267	47001278
Blue	47001257	47001268	47001279
Gray	47001258	47001269	47001280

**Saf-T-Liner
September 1990 to July 1991
Jackknife Door**




Color	First Step	Second Step	Third Step
Black	47001297	47001308	47001275
Green	47001298	47001309	47001276
Tan	47001300	47001311	47001278
Blue	47001301	47001312	47001279
Gray	47001302	47001313	47001280

**Saf-T-Liner
1977 to September 1990
Outward Opening Door**



Color	First Step	Second Step	Third Step
Black	07002377	07008377	07011377
Green	07003377	07009377	07012377
Tan	47000705	47000710	47000711
Blue	47000706	47000709	47000712
Gray	47000904	47000905	47000906

**Saf-T-Liner
1977 to September 1990
Jackknife Door**



Color	First Step	Second Step	Third Step
Black	07005377	07008377	07011377
Green	07006377	07009377	07012377
Tan	47000708	47000710	47000711
Blue	47000707	47000709	47000712
Gray	47000903	47000905	47000906

Step Treads

**Saf-T-Liner, All^H Star & MVP-EF
October 1991 to Present
Outward Opening Door**



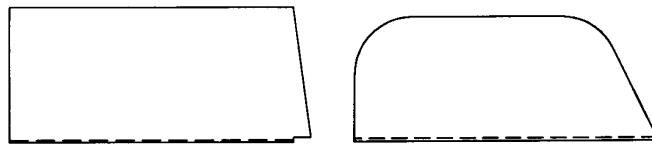
Color	First Step	Second Step	Third Step
Black	47001555	47001564	47001573
Green	47001556	47001565	47001574
Tan	47001557	47001566	47001575
Blue	47001558	47001567	47001576
Gray	47001559	47001568	47001577

**Saf-T-Liner All^H Star & MVP-EF
October 1991 to Present
Jackknife Door**




Color	First Step	Second Step	Third Step
Black	47001598	47001564	47001573
Green	47001599	47001565	47001574
Tan	47001600	47001566	47001575
Blue	47001601	47001567	47001576
Gray	47001602	47001568	47001577

**Conventional & Vista
1969 to July 1991
Outward Opening Door - 2 Step**



Color	First Step	Second Step
Black	07018369	07017369
Green	07053369	07055369
Tan	47000691	47000689
Blue	47000692	47000690
Gray	47000888	47000890

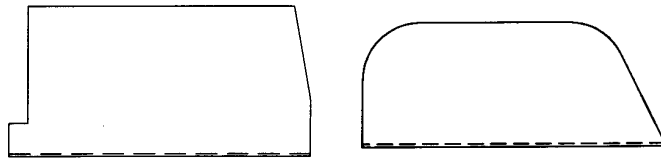
**Conventional & Vista
1982 to July 1991
Outward Opening Door - 3 Step Option**



Color	First Step	Second Step	Third Step
Black	47000193	47000195	47000197
Green	47000194	47000196	47000198
Tan	47000675	47000673	47000671
Blue	47000676	47000674	47000672
Gray	47000894	47000895	47000896

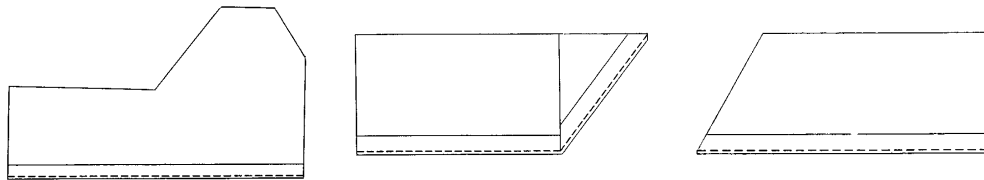
Step Treads

**Conventional & Vista
1969 to July 1991
Jackknife Door - 2 Step**



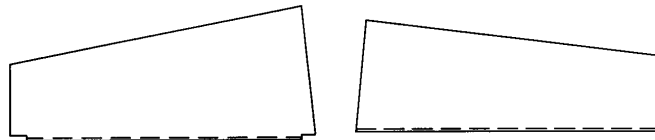
Color	First Step	Second Step
Black	07016369	07017369
Green	07053369	07055369
Tan	47000670	47000689
Blue	47000669	47000690
Gray	47000889	47000890

**Conventional & Vista
1982 to July 1991
Jackknife - 3 Step Option**



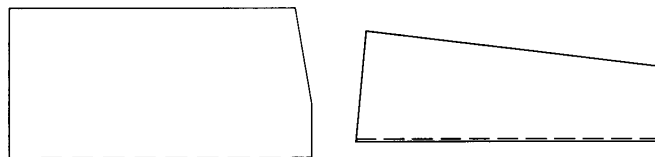
Color	First Step	Second Step	Third Step
Black	47000163	47000164	47000165
Green	47000685	47000681	47000678
Tan	47000683	47000680	47000677
Blue	47000684	47000682	47000679
Gray	47000897	47000898	47000899

**Mighty Mite
Before October 1994
Outward Opening Door**



Color	First Step	Second Step
Black	07025377	07027377
Green	47000715	47000718
Tan	47000713	47000716
Blue	47000714	47000717
Gray	47000900	47000902

**Mighty Mite
Before October 1994
Jackknife Door**



Color	First Step	Second Step
Black	07029377	07027377
Green	47000720	47000718
Tan	47000721	47000716
Blue	47000719	47000717
Gray	47000901	47000902


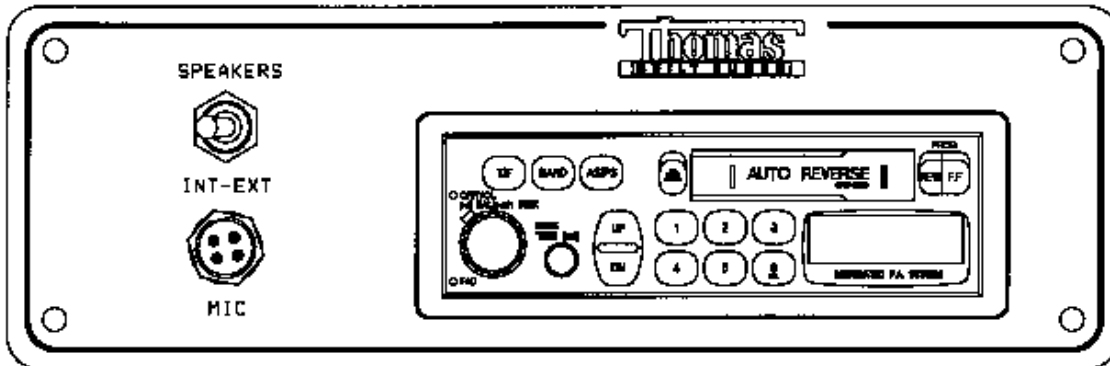


Table Of Contents

Radio Equipment11-2

Radio Equipment




Panasonic

Part No.	Description (Used Prior to July 1998)
65002747	Radio - AM/FM, with PA, Electronic Tune Stereo Receiver, Dynamic Microphone and Holder, Speaker Switch, without Cassette
65002749	Radio - AM/FM, Panasonic, with Electronic Tune Receiver without Cassette
65002921	Public Address - with Remote Connector, 25 Watt
65006624	Radio - AM/FM Stereo, with Cassette
65006625	Radio - AM/FM Stereo, with Cassette & Public Address, Microphone and Holder
65005607	Radio - AM/FM Stereo, with Cassette, PA & Microphone
65005317	Radio - AM/FM Stereo, with Cassette, Executive with PA

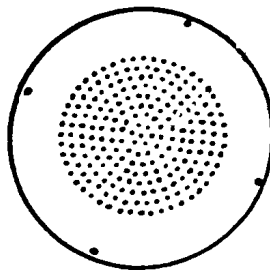
Part No.	Description (Start Use July 1998)
65007434	Radio - AM/FM Cassette with PA, 60 Watt, Fader Tone Control, Auto Reverse, Quartz Clock
65007438	Radio - AM/FM Cassette, 60 Watt, Fader Tone Control, Auto Reverse, Quartz Clock
65007439	Radio - AM/FM Cassette, with PA & Microphone
65007442	Radio - AM/FM, Cassette, with PA, Seek & Scan, Quartz Clock
65007440	Radio - AM/FM, 15 Watt, Seek & Scan, Quartz Clock
65007441	Radio - AM/FM, with PA, Seek & Scan, Quartz Clock
65007443	Public Address with Remote Connector

Custom

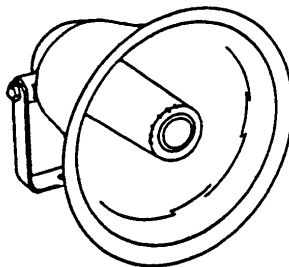
Part No.	Description
65004864	Radio - AM/FM, Stereo, without Public Address
65004862	Radio - AM/FM, Stereo, with Public Address and Microphone
85650533	Radio - AM/FM, Cassette, Auto-Reverse, Separate Bass/Treble Controls, without Public Address
85650536	Radio - AM/FM, Cassette, DIN Style, Auto-Reverse, Separate Bass/Treble Controls, without Public Address
85650537	Radio - AM/FM, Cassette, DIN Style, Auto-Reverse, Separate Bass/Treble Controls, with Public Address and Microphone
85650531	Radio - AM/FM, Cassette, DIN Style, Auto-Reverse, without Public Address
85650532	Radio - AM/FM, Cassette, DIN Style, Auto-Reverse, with Public Address and Microphone
85650745	Radio - AM/FM, Cassette, 3 Channel Weather Band, without Public Address
85650746	Radio - AM/FM, Cassette, 3 Channel Weather Band, with Public Address
85650896	Radio - AM/FM, Cassette, Din Style, with Auto Reverse
65004863	Amplified - Public Address, with Microphone



Part No.	Description
65002759	Microphone - Dynamic, Curly Cord, Connector and Holder, 5 Pin
65006022	Cable - Extension, 13', Remote Microphone Connector, 5 Pin
85650417	Microphone, with Volume Control, Custom Radio, 4 Pin
85650544	Microphone, with Volume Control, RAC Radio, 4 Pin
85650418	Clip - Mounting, Microphone
85650813	Cable Extension, 15', Remote Connection, Custom Radio, 4 Pin
65001190	Microphone - Public Address, 4 Pin
80520236	Microphone - Radio, 90°, 4 Pin
85650008	Microphone - Speco Amp, Single Pin
65006033	Single - Pin Microphone Extension
65004796	Splitter
65006909	Extension - Cable, 5 Pin, 48" (Forward Control)
52001956	Rheostat - Volume Control (N Models Only)



Part No.	Description
65002755	Speaker - Inside, 5/14", 1 Piece Dual Cone Speaker and Grille
85650419	Speaker - 5", Dual Cone, with Integral Grille
85650420	Speaker - 4", Metal Grille, 6 Ounce Magnet, 25 Watt
85650421	Speaker - 4", Plastic Grille, 10 Ounce Magnet, 25 Watt
65006442	Speaker - 5 1/4", Premium



Part No.	Description
65002756	Horn - External, 8" Aluminum, 8 Ohm
85650750	Horn - Public Address, Exterior, 8" Round, Yellow, 25 Watt
85650751	Horn - Public Address, Exterior, 8", Gray, 25 Watt

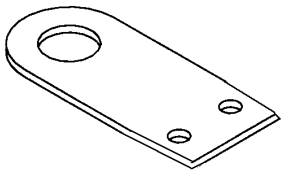
Radio Equipment

Faceplate Custom

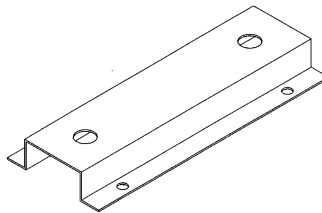
Part No.	Description
85650424	Faceplate - Radio, without Public Address (Fits #65004864, 85650407, 85650409)
85650425	Faceplate - Radio, with Public Address (Fits #85650412, 85650414)
85650426	Faceplate - Radio, without Public Address (Fits #85650411, 85650413)

Knob Sets

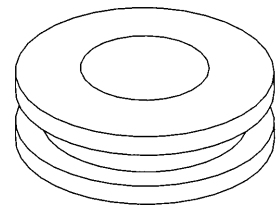
Part No.	Description
85650429	Kit - Knob, Radio (Fits #65004862, 65004864)
85650431	Kit - Knob, Radio (Fits #85650409, 85650410)
85650433	Kit - Knob, Radio (Fits #85650413, 85650414)
85650752	Knobs - CRC-2500, CRC-3500, CRC-3800 and CRC-4000 Radios



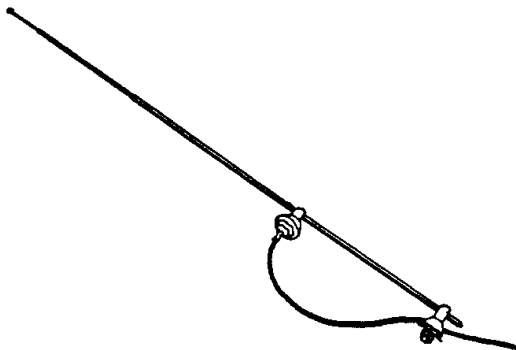
Part No. 65001261
Description Brace - Mirror, Bracket Mount



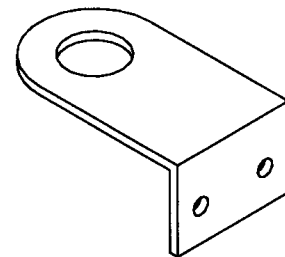
Part No. 65000558
Description Bracket - Mounting, Antenna, Radio



Part No. 29990011
Description Grommet



Part No. 65007369
Description Antenna - Lead, 36"
65002757
Antenna - Side Mount, Dual Base, Four Section, 98" with 83" Lead
65001553
Antenna - Side Mount, AM/FM
65007369
Antenna - Lead



Part No. 25052375
Description Brace - Antenna Radio

Table Of Contents

Assemblies12-2

Blades12-4

Specialty 5 Series Electric Assembly12-6

Specialty Air Assembly12-8

Strobe Retrofit Kit12-10

Transpec Stop Arm Assembly12-11

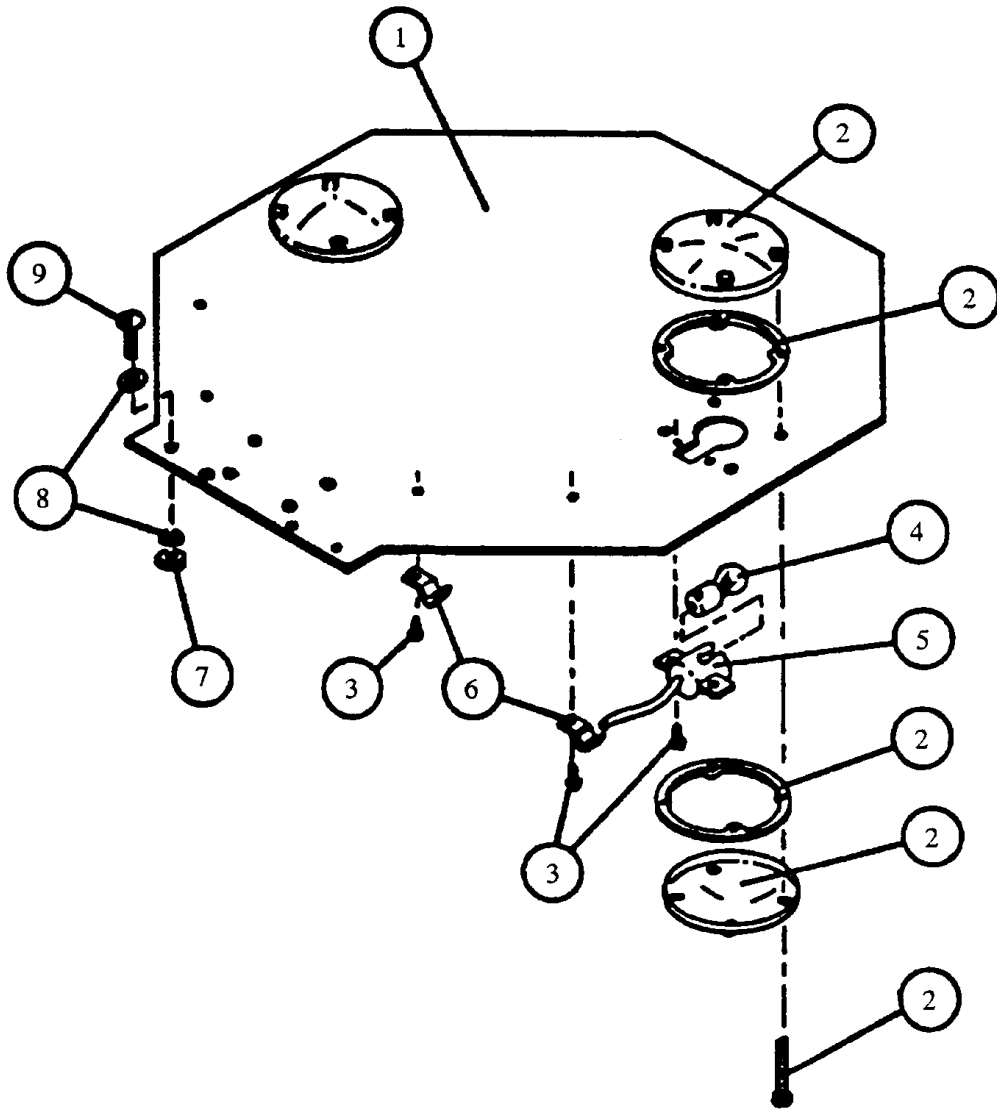
Transpec LED Stop Arm Assembly12-12

Drive Mechanism12-13

Assemblies

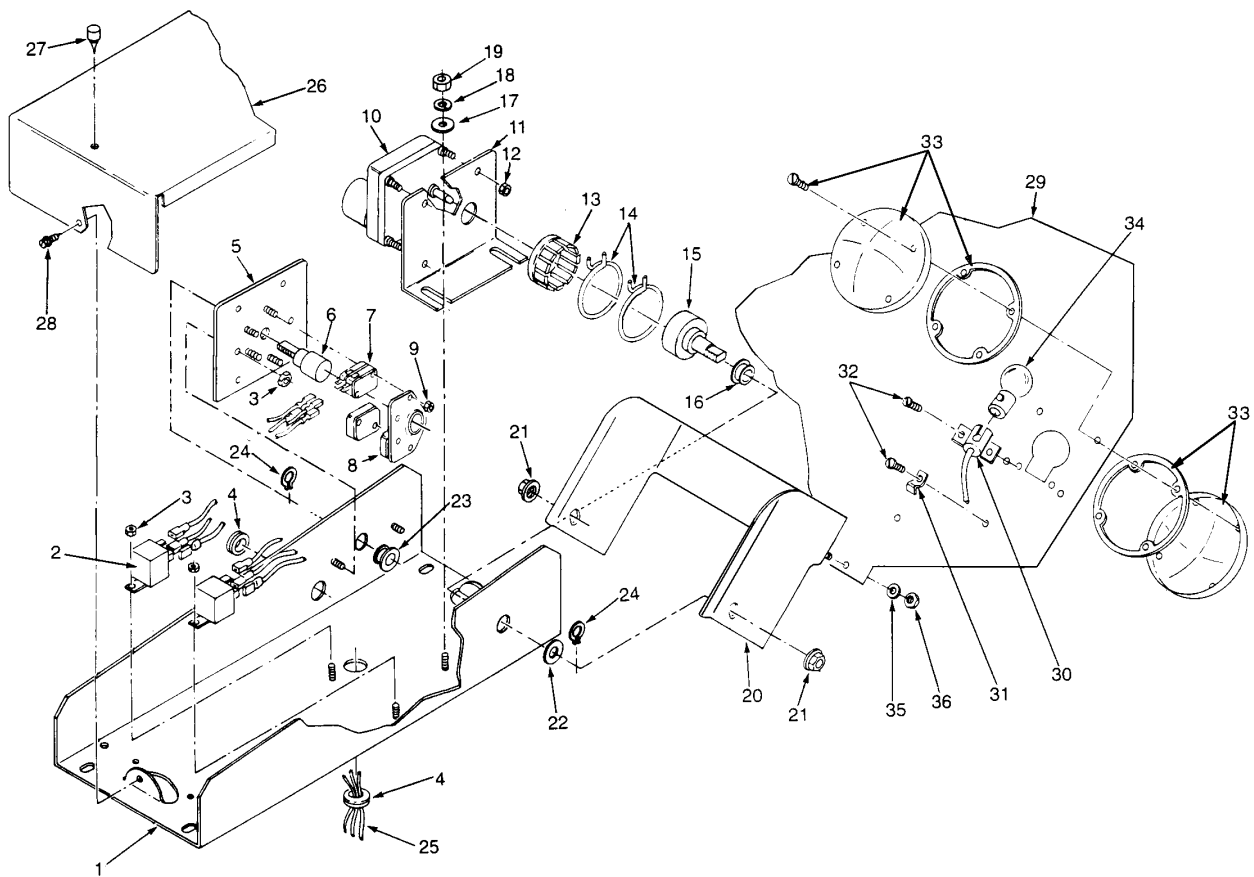
Part No.	Description
65005116	Sign - Stop, Air, 18" Octagon, Painted Red, with White Letters, 1/2" White Border, Flashing Lights (2400)
65005117	Sign - Stop, Air, 18" Octagon, Painted Red, with White Letters, 1/2" White Border, Strobe Lights (2460)
65005118	Sign - Stop, Air, 18" Octagon, Painted Red, with White Letters, 1/2" White Border, Flashing Lights, Rear Mount (2401)
65005119	Sign - Stop, Air, 18" Octagon, Painted Red, with White Letters, 1/2" White Border, Strobe Lights, Rear Mount (2461)
65005120	Sign - Stop, Air, 18" Octagon, Painted Red, with 8" White Letters, 1/2" White Border, Flashing Lights (2408)
65005121	Sign - Stop, Air, 18" Octagon, Painted Red, with 8" White Letters, 1/2" White Border, Strobe Lights (2468)
65005122	Sign - Stop, Air, 18" Octagon, Reflectorized, Red, with White Letters, 1/2" White Border, Flashing Lights (2500-1)
65005123	Sign - Stop, Air, 18" Octagon, Reflectorized, Red, with White Letters, 1/2" White Border, Strobe Lights (2560)
65005124	Sign - Stop, Air, 18" Octagon, Reflectorized, Red, with White Letters, 1/2" White Border, Flashing Lights, Rear Mount (2501)
65005125	Sign - Stop, Air, 18" Octagon, Reflectorized, Red, with White Letters, 1/2" White Border, Strobe Lights, Rear Mount (2561)
65005126	Sign - Stop, Air, 18" Octagon, High Intensity Scotchlite, Red, with White Letters, 1/2" White Border (2800-1)
65005127	Sign - Stop, Air, 18" Octagon, High Intensity Scotchlite, Red, with White Letters, 1/2" White Border, Flashing Lights (2900-1)
65005128	Sign - Stop, Air, 18" Octagon, High Intensity Scotchlite, Red, with White Letters, 1/2" White Border, Strobe Lights, (2960)
65007751	Sign - Stop, Air, 18" Octagon, Diamond Grade Reflectorized Flashing Lights (2300)
65007752	Sign - Stop, Air, 18" Octagon, Diamond Grade Reflectorized Strobe Lights (2360)
65006940	Sign - Stop, Air, 18" Octagon, Painted Red, Flashing Lights (French/Canada) (2404)
65006942	Sign - Stop, Air, 18" Octagon, Painted Red, Strobe Lights (French/Canada) (2464)
65006943	Sign - Stop, Air, 18" Octagon, Red, Reflectorized, Strobe Lights (French/Canada)(2564)
65006941	Sign - Stop, Air, 18" Octagon, Red, Reflectorized, Flashing Lights (French/Canada) (2504-1)
65006917	Sign - Stop, Air, 18" Octagon, Red, High Intensity, Scotchlite, Flashing Lights, Rear Mount (2901)
65006533	Sign - Stop, Air, (Alto), 18" Octagon, Painted Red, Flashing Lights, Mexico (2405)
85651807	Sign - Stop, Air, LED
85651808	Sign - Stop, Air, LED, Diamond Grade
65005103	Sign - Stop, Electric, 18" Octagon, Painted Red, with White Letters, 1/2" White Border, Flashing Lights (5400)
65005104	Sign - Stop, Electric, 18" Octagon, Painted Red, with White Letters, 1/2" White Border, Strobe Lights (5460)
65005105	Sign - Stop, Electric, 18" Octagon, Painted Red, with White Letters, 1/2" White Border, Flashing Lights, Rear Mount (5401)
65005106	Sign - Stop, Electric, 18" Octagon, Painted Red, with White Letters, 1/2" White Border, Strobe Lights, Rear Mount (5461)
65005107	Sign - Stop, Electric, 18" Octagon, Painted Red, with 8" White Letters, 1/2" White Border, Flashing Lights (5408)
65005108	Sign - Stop, Electric, 18" Octagon, Painted Red, with 8" White Letters, 1/2" White Border, Strobe Lights (5468)
65005109	Sign - Stop, Electric, 18" Octagon, Reflectorized, Red, with White Letters, 1/2" White Border, Flashing Lights (5500)

Part No.	Description
65005110	Sign - Stop, Electric, 18" Octagon, Reflectorized, Red, with White Letters, 1/2" White Border, Strobe Lights (5560)
65005111	Sign - Stop, Electric, 18" Octagon, Reflectorized, Red, with White Letters, 1/2" White Border, Flashing Lights, Rear Mount (5501)
65005112	Sign - Stop, Electric, 18" Octagon, Reflectorized, Red, with White Letters, 1/2" White Border, Strobe Lights, Rear Mount (5561)
65005113	Sign - Stop, Electric, 18" Octagon, High Intensity Scotchlite, Red, with White Letters, 1/2" White Border (5800)
65005114	Sign - Stop, Electric, 18" Octagon, High Intensity Scotchlite, Red, with White Letters, 1/2" White Border, Flashing Lights (5900)
65005115	Sign - Stop, Electric, 18" Octagon, High Intensity Scotchlite, Red, with White Letters, 1/2" White Border, Strobe Lights, (5960)
65005297	Sign - Stop, Electric, 18" Octagon, High Intensity Scotchlite, Red, with White Letters, 1/2" White Border, Flashing Lights, Rear Mount (5901)
65007749	Sign - Stop, Electric, 18" Octagon, Diamond Grade Reflectorized Flashing Lights (5300)
65007750	Sign - Stop, Electric, 18" Octagon, Diamond Grade Reflectorized Strobe Lights (5360)
65006938	Sign - Stop, Electric, 18" Octagon, Red, Reflective Alternately Flashing Strobe Lights (French/Canada) (5564)
65007188	Sign - Stop, Electric, 18" Octagon, Painted Red, Flashing Lights (5400-01)
65007189	Sign - Stop, Electric, 18" Octagon, Painted Red, Strobe Lights (5460-01)
65007190	Sign - Stop, Electric, 18" Octagon, Painted Red, Flashing Lights, Rear Mount (5401-01)
65007191	Sign - Stop, Electric, 18" Octagon, Painted Red, Strobe Lights, Rear Mount (5461-01)
65007192	Sign - Stop, Electric, 18" Octagon, Painted Red, White Letters, Flashing Light (5408-01)
65007193	Sign - Stop, Electric, 18" Octagon, Painted Red, with 8" White Letters, Strobe Lights (5468-01)
65007194	Sign - Stop, Electric, 18" Octagon, Red, Reflectorized, Flashing Lights (5500-01)
65007195	Sign - Stop, Electric, 18" Octagon, Red, Reflectorized, Strobe Lights (5560-01)
65007197	Sign - Stop, Electric, 18" Octagon, Red, Reflectorized, Flashing Lights, Rear Mount (5501-01)
65007199	Sign - Stop, Electric, 18" Octagon, Red, Reflectorized, Strobe Lights, Rear Mount (5561-01)
65007200	Sign - Stop, Electric, 18" Octagon, Red, High Intensity, Scotchlite (5800-01)
65007201	Sign - Stop, Electric, 18" Octagon, Red, High Intensity, Scotchlite, Flashing Lights (5900-01)
65007202	Sign - Stop, Electric, 18" Octagon, Red, High Intensity, Scotchlite, Strobe Lights (5960-01)
65007203	Sign - Stop, Electric, 18" Octagon, Red, High Intensity, Scotchlite, Flashing, Rear (5901-01)
65007204	Sign - Stop, Electric, 18" Octagon, Painted Red, Flashing Lights, Right Side (5400RS-01)
65005482	Sign - Stop, Electric, 18" Octagon, Red, High Intensity, Scotchlite, Flashing Lights, with Wind Guard (6910)
65005483	Sign - Stop, Electric, 18" Octagon, Red, High Intensity, Scotchlite, Flashing Light, with Wind Guard, Rear (6990)
65006939	Sign - Stop, Electric, 18" Octagon, Red, Reflectorized, Flashing Lights (French/Canada) (5504)
85651809	Sign - Stop, Electric, LED
85651810	Sign - Stop, Electric, LED, Diamond Grade
65007236	Stop - Arm, Electric, 18" Blade with LED's
65007487	Stop - Arm, Electric, 2 Red Flashing Lights
65007390	Stop - Arm, Electric, LED's on Back Side Only, Rear Mount
65007756	Stop - Arm, Electric, with Two Red Lights on Back Side Only, Rear Mount
85650977	Stop - Arm, Electric, Blade, Front, Diamond Grade



Item No.	Part No.	Qty.	Description
1	25066367	1	Blade - Painted, with White Letters, Border Lights, 18" Octagon
	85650253	1	Blade - Painted, with Lights, Rear Mount, Octagon
	25163367	1	Blade - Painted, Red, with White Letters, Border Lights, 8" Letters
	85650206	1	Blade - Painted, with Holes, without Lights, Octagon
	85650255	1	Blade - Painted, with Holes, without Lights, Rear Mount, Octagon
	85650256	1	Blade - Painted, with Strobe Lights, Octagon
	85650257	1	Blade - Painted, with Strobe Lights, Rear Mount, Octagon
	85650258	1	Blade - Painted, with Strobe Lights, 8" Stop, Octagon
	25271372	1	Blade - Reflective, with Lights, Octagon
	85650259	1	Blade - Reflective, with Lights, Rear Mount, Octagon
	85650260	1	Blade - Reflective, with Lights, 8" Stop, Octagon
	85650263	1	Blade - Reflective, with Strobe Lights, Octagon
	85650264	1	Blade - Reflective, with Strobe Lights, Rear Mount, Octagon
	85650265	1	Blade - Reflective, with Strobe Lights, 8" Stop, Octagon
	25162367	1	Blade - Hi-Intensity, No Lights, No Holes, Octagon
	65000947	1	Blade - Hi-Intensity, with Lights, Octagon
	85650266	1	Blade - Hi-Intensity, with Lights, Rear Mount, Octagon
	85650267	1	Blade - Hi-Intensity, with Lights, 8" Stop, Octagon
	85650268	1	Blade - Hi-Intensity, with Holes, Rear Mount, Octagon
	85650269	1	Blade - Hi-Intensity, with Strobe Lights, Octagon
	85650270	1	Blade - Hi-Intensity, with Strobe Lights, Rear Mount, Octagon
	85650271	1	Blade - Hi-Intensity, with Strobe Lights, 8" Stop, Octagon
	85651800	1	Blade - Assembly, LED
	85651806	1	Blade - Assembly, LED, Diamond Grade
	65002966	AR	Decal - Stop Arm, Reflectorized, Octagon
	85650002	1	Decal - Stop Sign, Non-Reflective, without Holes, Octagon
	85650254	1	Decal - Stop Sign, Non-Reflective, without Holes, 8" Stop, Octagon
	85650262	1	Decal - Stop Sign, Reflective, without Holes, 8" Stop, Octagon
	85650261	1	Decal - Stop Sign, Reflective, without Holes, Octagon
	65002966	1	Decal - Stop Sign, Reflective, with Holes, Octagon
	85650193	1	Decal - Stop Sign, Hi-Intensity, without Holes, Octagon
2	65002799	2	Kit - Lens, Stop Sign
3	27141370	8	Screw - Tapping, #6 x 3/8", Flat Head
4	52001236	2	Bulb - Double Contact
5	65000975	2	Socket - Lamp with Pigtail
6	96300199	4	Clamp - Tube
7	96300143	4	Nut - Hex, 1/4" - 20
8	96300178	8	Washer - Lock, 1/4"
9	27180018	4	Bolt - Hex, 1/4" - 20 x 5/8"

Specialty 5 Series Electric Assembly

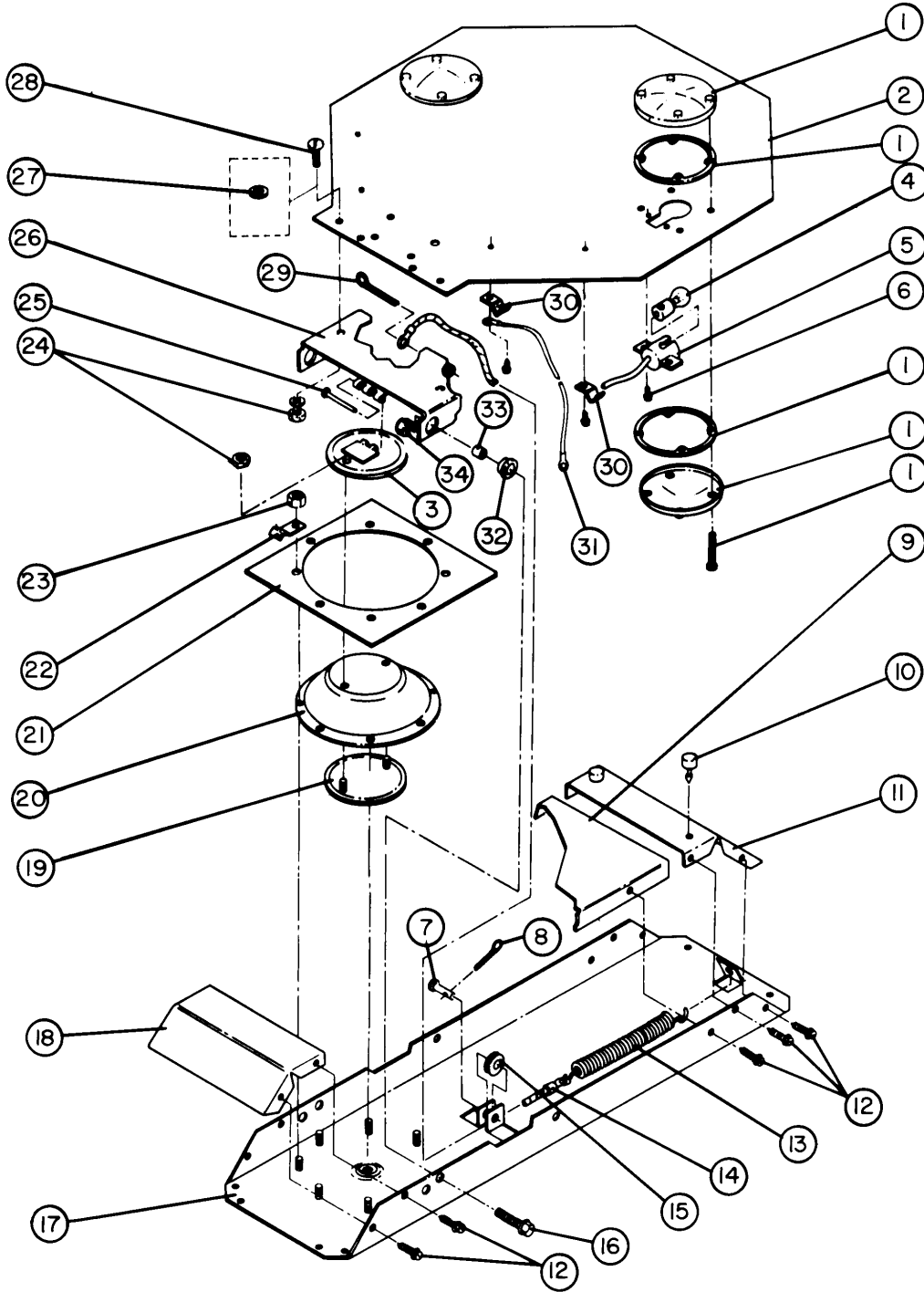


12

Specialty 5 Series Electric Assembly

Item No.	Part No.	Qty.	Description
	85650244	1	Base - Electric, Assembly, 5 Series
1	85650223	1	Base - 5 Series, Painted w/Studs
2	65000924	2	Relay
3	85650235	4	Nut - Hex, Cad, #8 - 32, Nylon Insert
4	65001405	2	Grommet
5	85650237	1	Plate - Mounting, Microswitch
6	85650402	1	Cam - Aluminum, Threaded
7	52001116	3	Microswitch
8	85650239	1	Plate - Positioner, Cam
9	85650240	4	Nut - Hex, Lock, #4 - 40, Nylon Insert
10	85650241	1	Motor - 5 Series
11	85650242	1	Bracket - Motor
12	85650222	4	Nut - Hex, Lock, #10 - 32, Nylon Insert
13	85650229	1	Clutch - Plastic
14	85650227	2	Clamp - Clip, #30 Roto
15	85650228	1	Clutch - Slip, Aluminum
16	85641187	1	Bushing - Nylon
17	85651188	2	Washer - Flat, 1/4"
18	85651189	2	Nut - Lock
19	96300143	6	Nut - Lock, Insert
20	85650406	1	Hinge - Painted, w/Studs
21	85650225	2	Nut - Hex, 1/2" - 20, Washer Head, Whiz Nut
22	85651191	1	Washer, Stainless Steel, 1" O.D.
23	85640231	2	Bushing - Bronze, Oil Impregnated
24	85641192	2	Ring - Snap
25	85650232	1	Harness - Wiring
26	85650224	1	Cover - Painted
27	25310365	1	Bumper - Rubber
28	85690003	2	Screw - Serrated, #10 x 1/2"
29		1	Blade (See Blades.)
30	96300189	1	Socket & Pigtail
31	85650221	4	Clamp - Tube, Molded Plastic
32	27141370	8	Screw - Tapping, #6 x 3/8", Flat Head
33	65002799	2	Kit - Lens, Red, Assembly
34	52001236	2	Bulb - Double Contact
35	65000916	4	Washer - Flat, 1/4", Nylon
36	85651190	4	Nut - Lock, Nylon
	Not Shown		
	25029378	1	Windguard
	85651193	1	Socket & Pigtail

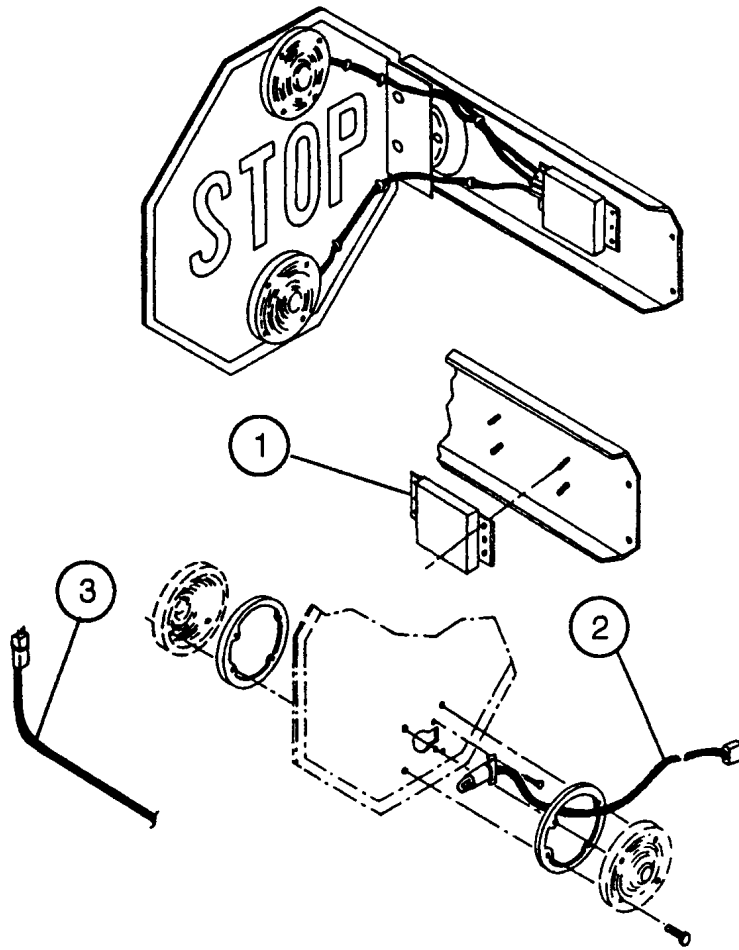
Specialty Air Assembly



12

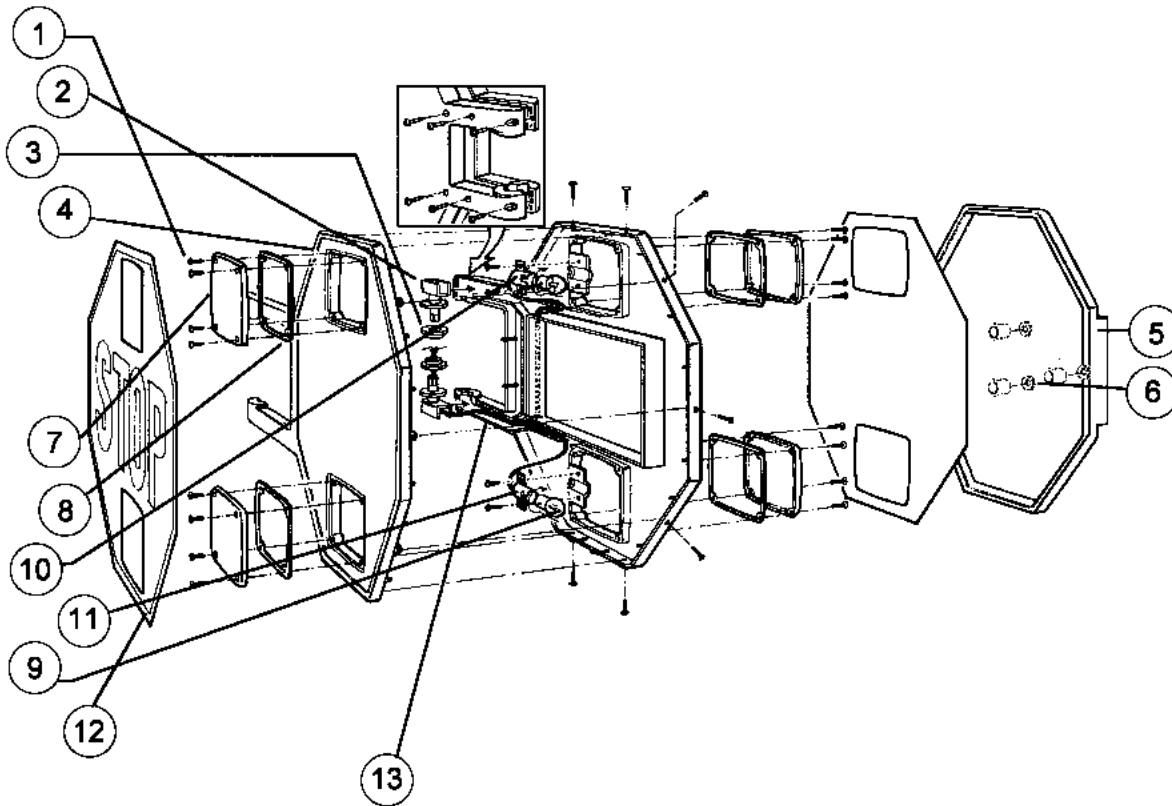
Item No.	Part No.	Qty.	Description
			For Complete Stop Sign Assembly, see Assemblies.
	85650436	1	Base - Air, Assembly, Stop Sign, Complete (No blade)
1	65002799	1	Kit - Lens, Stop Sign (Includes lens, gasket and screws.)
2		1	Blade - Stop Sign, 18" (See Blades.)
3	25309365	1	Plate - Diaphragm, Outer
4	52001236	2	Bulb - Double Contact
5	65000975	2	Socket - Lamp, with Pigtail
6	27141370	8	Screw - Tapping, #6 x 3/8", Flat Head
7	65000964	1	Pin - Clevis, 1/4" x 3/4"
8	65000963	1	Pin - Cotter, 1/16" x 1 1/2"
9	65000966	1	Pan - Air
10	25310365	2	Bumper - Rubber
11	25306365	1	Plate - Cover, Rear End
12	85690003	14	Screw - Tapping, Serrated, #10 - 1/2"
13	65000969	1	Spring - Cable, Return
14	65000967	1	Assembly - Cable, Return
15	65000968	1	Pulley - Nylon
16	96300174	2	Bolt, 1/4" - 20 x 3/4"
17	85650080	1	Base - with Studs
18	25184365	1	Plate - Cover, Front End
19	25308365	1	Plate - Diaphragm, Inner
20	25180365	1	Diaphragm
21	65000962	1	Ring - Retaining, Diaphragm
22	96300136	1	Clamp - Tube
23	96300111	8	Nut - Hex, #10 - 32
24	96300143	6	Nut - Hex, 1/4" - 20
25	25182365	1	Pin - Hinge
26	96302167	1	Bracket - Hinge Plate
27	65000916	4	Washer - Nylon, 1/4"
28	27180016	4	Bolt, 1/4" - 20 x 1/2", Hex Head
29	85650013	1	Pin - Cotter, 1/8" x 2 1/2"
30	96300199	4	Clamp - Tube
31	96300183	1	Strap - Ground with Lugs
32	25178365	2	Bearing - Outer
33	25045368	2	Bearing - Inner
34	29940006	2	Nut - Hex, Nylon Lock, 1/4" - 20

Strobe Retrofit Kit



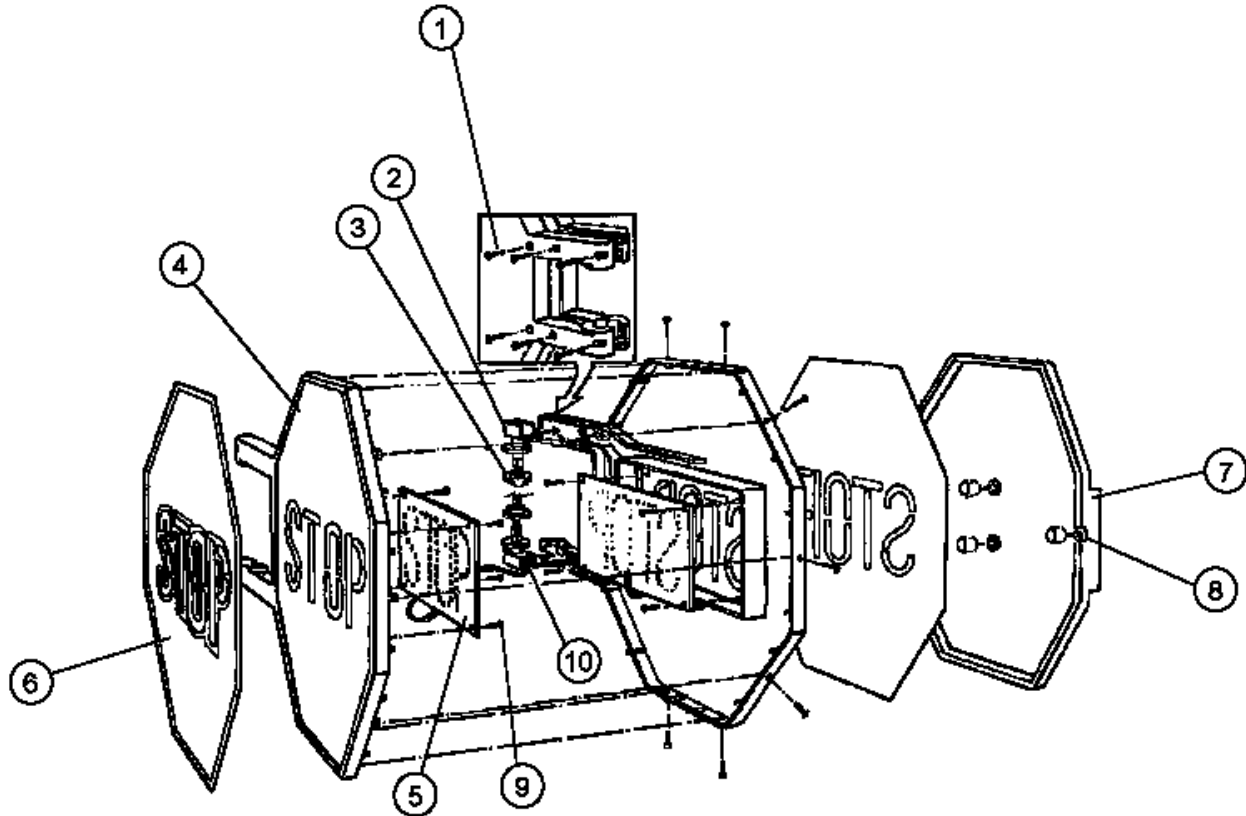
Item No.	Part No.	Qty.	Description
1	52000551	1	Pack - Power, Strobe Light, Single Pulse
	85520117	1	Power - Supply, Double Pulse
2	52000550	2	Light - Strobe, with Cable Assembly
3	85520065	1	Cable - Input Supply, Power Pack

Transpec Stop Arm Assembly



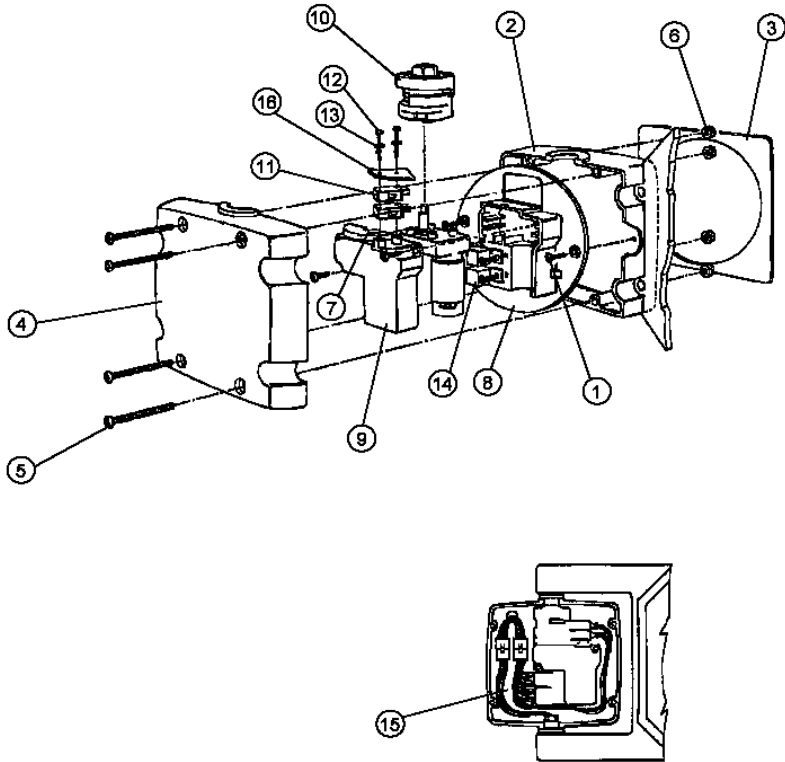
Item No.	Part No.	Qty.	Description
	65007487	1	Stop - Arm, Electric, Front
	65007756	1	Stop - Arm, Assembly, Rear
	85650977	1	Stop - Arm, Blade, Front, Diamond Grade
1	85651077	24	Screws - Special
2	85651078	2	Arm - Drive
3	85651079	2	Bushing - Bronze
4	85651787	1	Blade - Assembly, 2-Light
	85651788	1	Blade - Assembly, 2-Light, Diamond Grade
5	85651086	2	Bezel - Trim
6	85651087	1	Gasket - Trim, Bezel
7	85651789	4	Lens
8	85651790	4	Gasket
9	85651791	2	Bulbs
10	85651792	1	Socket - Bulb
11	85651793	1	Socket - Bulb (Short)
12	85651794	2	Decal
	85651795	2	Decal, Diamond Grade
13	85651108	1	Harness - Assembly, Light Wire

Transpec LED Stop Arm Assembly



12

Item No.	Part No.	Qty.	Description	Notes
	65007236	1	Arm - Stop, 18" Blank with LED, Assembly, Front Mount	B2942-71-E31
	65007390	1	Arm - Stop, 18" Blank with LED, Assembly, Rear Mount	B2947-71-E31
1	85651077	AR	Screw - Special	
2	85651078	2	Drive - Arm	
3	85651079	3	Bushing - Bronze	
4	85651110	1	Blade - Assembly, "LED"	
	85651111	1	Blade - Assembly, "LED", Front (Blank) (Used on assembly 65007390.)	
5	85651083	2	Board - Circuit	
6	85651084	2	Decal - Diamond Grade (English)	
	85651085	1	Decal - Red (Blank) (Used on assembly 65007390.)	
7	85651086	1	Guard - Wind	
8	85651087	1	Gasket - Wind Guard	
9	85651088	AR	Screw - Circuit Board	
10	85651108	1	Harness - Assembly, Light Wire	



Item No.	Part No.	Qty.	Description
1	85651077	AR	Screw - Special
2	85651089	1	Base - Mechanism
3	85651090	1	Gasket - Base Mechanism
4	85651091	1	Cover - Mechanism Base
5	85651092	4	Screw - Cover, Motor Mechanism
6	85651093	4	Nut - Lock, Motor Mechanism Base
7	85651094	1	Drive - Motor
8	85651095	1	Cradle - Motor
9	85651096	1	Cover - Cradle, Motor
10	85651796	1	Clutch - Assembly
11	85651098	2	Switch - Micro
12	85651099	2	Screw - Machine
13	85651100	2	Washer - Lock
14	85651101	2	Relay - Electrical
15	85651102	1	Harness - Wire, Drive
16	85651109	1	Plate - Cover, Switch
	Not Shown		
	85651797		Motor - Cradle, Assembly

Drive Mechanism may be used with Assemblies 65007487, 65007756, 85650977, 65007236 & 65007390

Table Of Contents

Crossing Arm Assemblies13-2

Specialty, Crossing Arm13-3

Specialty, 5 Series Electric Assembly13-4

Specialty, Air Assembly13-6

Transpec, Drive Mechanism13-8

Transpec, Crossing Control Arm13-9

BMR, Electric 6000 Series13-10

Bracket, Bumper Mounting13-12

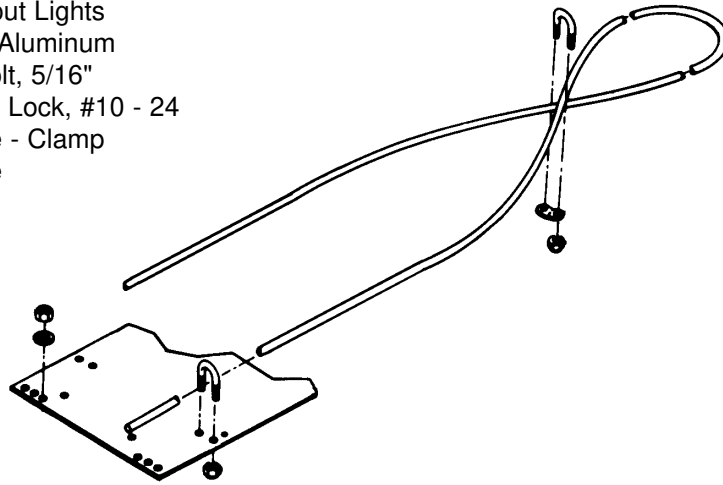
Crossing Arm Assemblies

Part No.	Description
65007871	Walk - Gate, Transpec, Safety Cross Double Pole, Extruded, Reflector Plate
65007869	Walk - Gate, Transpec, Safety Cross Double Pole, Extruded, Freightliner
65007472	Gate - Crossing, Transpec, Electric
65007372	Arm - Crossing, Specialty, Electric, with Freightliner Plate (58300)
65005377	Arm - Crossing, Specialty, Electric, without Lights (58150)
65005378	Arm - Crossing, Specialty, Electric, with Lights (58250G)
65004063	Arm - Crossing, Specialty, Air Operated, with Light (28250G)
65006423	Arm - Crossing, Specialty, Air Operated, with Base (28100SC)
65007373	Arm - Crossing, Specialty, Air, with Freightliner Plate (28300)
65005484	Arm - Crossing, BMR, Electric, with Flexible Yellow Gate (68550)

Specialty, Crossing Arm

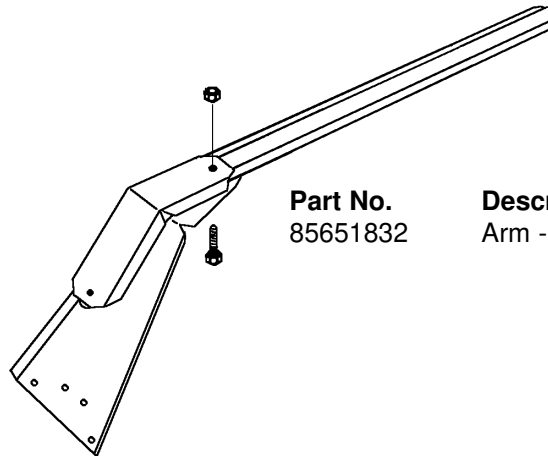
Part No.
 65005377
 65000970
 65000973
 65000974
 65001803
 85650223

Description
 Crossing - Arm, Control Assembly,
 without Lights
 Rod Aluminum
 U-Bolt, 5/16"
 Nut - Lock, #10 - 24
 Plate - Clamp
 Plate



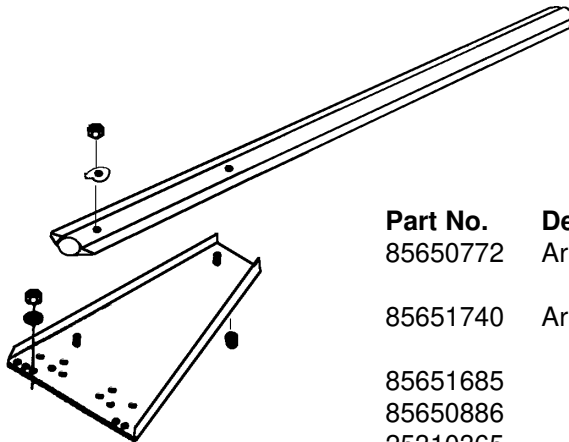
Part No.
 85651832

Description
 Arm - Crossing, Air, Assembly,
 Freightliner Only

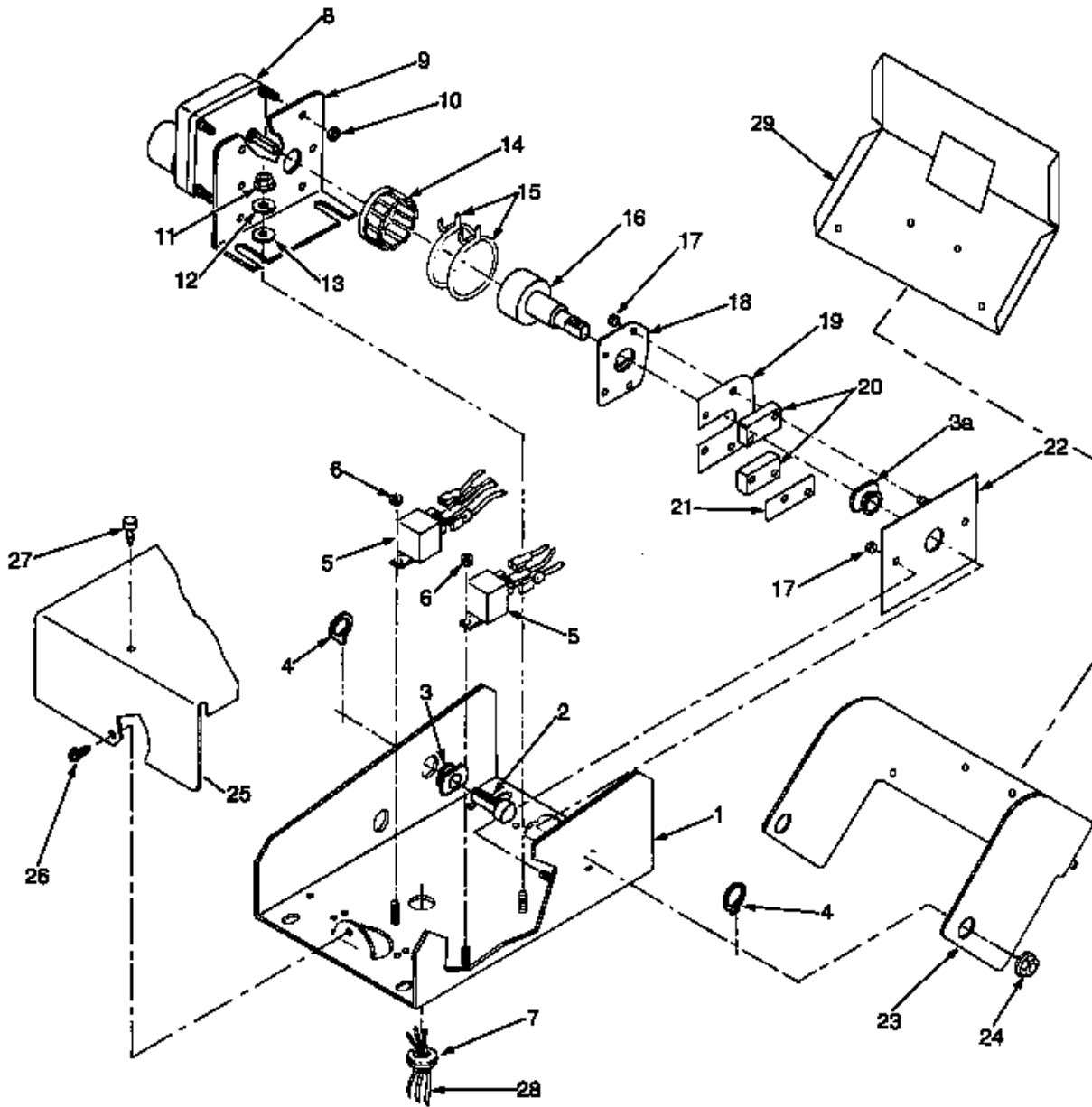


Part No.
 85650772
 85651740
 85651685
 85650886
 25310365

Description
 Arm - Crossing, Electric, Assembly,
 with Flexible Yellow Gate
 Arm - Crossing, Electric, Assembly,
 with Flexible Yellow Gate, Freightliner Only
 Rod - Yellow
 Plate - Crossing Arm
 Bumper, Freightliner Only



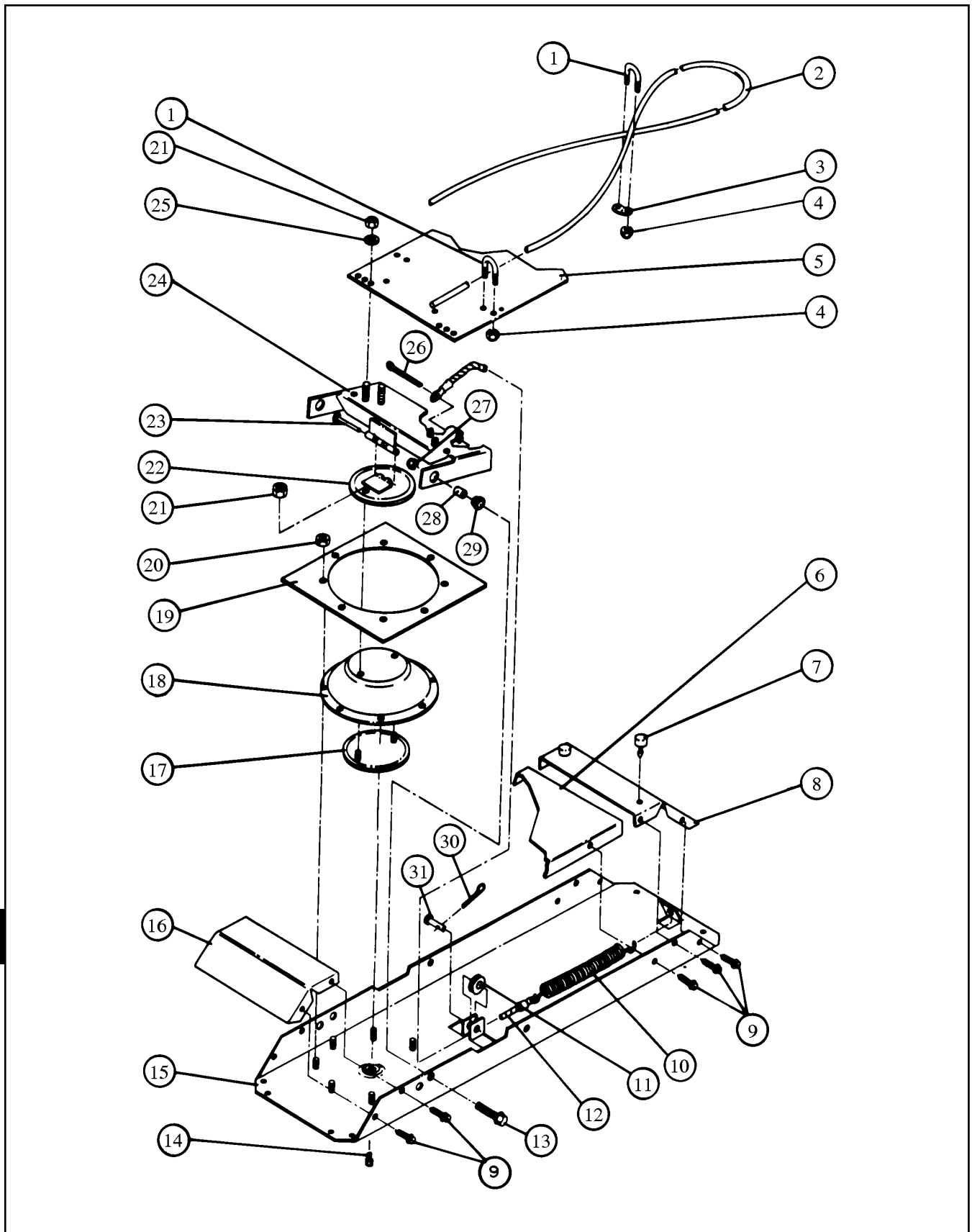
Specialty, 5 Series Electric Assembly



13

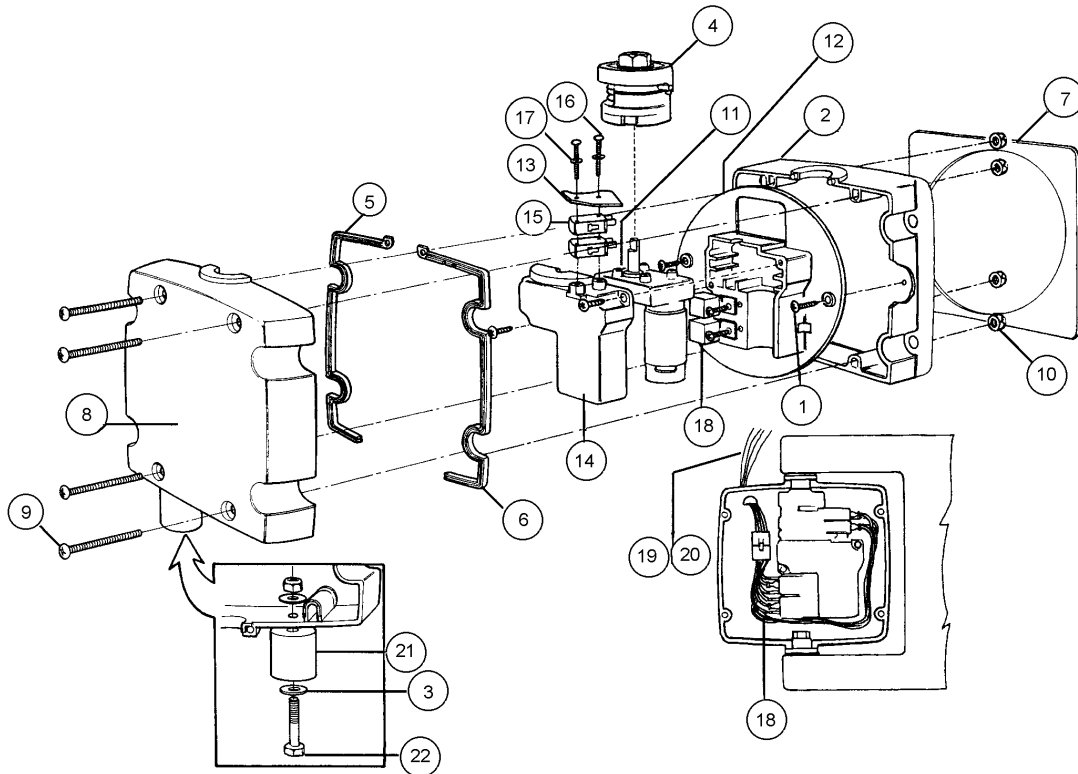
Specialty, 5 Series Electric Assembly

Item	Part No.	Qty.	Description
	65005883	1	Base - Crossing Control Arm, 5000 Series Electric (Includes Quick Disconnect and Harness.)
	85651848	1	Base - Crossing Control Arm, 5000 Series Electric (Includes Quick Disconnect and Harness.) Freightliner Only
1	85650403	1	Base - Painted, with Studs
2		1	Hinge - Pin, Inverted
3	85651187	1	Bushing, Nylon, with Tab
3a	85650231	2	Bushing - Bronze, Oil Impregnated
4		2	Ring - Snap
5	65000924	2	Relay
6	85650235	4	Nut - Hex, Cad, #8 - 32, Nylon Insert
7	65001405	2	Grommet
8	85650241	1	Motor - 5 Series
9	85650242	1	Bracket - Motor
10	85650222	4	Nut - Hex, Lock, #10 - 32, Nylon Insert
11	96300143	2	Nut - Lock, Insert
12	85651189	2	Washer - Lock
13	85651188	2	Washer, Flat, 1/4"
14	85650229	1	Clutch - Plastic
15	85650227	2	Clamp - Clip, #30 Roto
16		1	Cam - Clutch Driver, Threaded
17	85650240	4	Nut - Hex, Lock, #4 - 40, Nylon Insert
18		1	Plate, Flat
19	85650879	1	Heater
20	85650238	3	Microswitch
21		2	Microswitch Insulator
22		1	Plate - Mounting, Switch/Inverted
23	85650406	1	Hinge - Painted, with Studs
24	85650225	2	Nut - Hex, 1/2" - 20, Washer head, Whiz Nut
25	85650404	1	Cover - Painted
26	85690003	2	Screw - Serrated, #10 x 1/2"
27	25310365	1	Bumper - Rubber
28		1	Harness - Wiring, Quick-Disconnect Base
	85520165	1	Harness - Wiring, Quick-Disconnect Crossing Arm
29	85651739	1	Bracket - Adapter, Freightliner Only
	Not Shown		
	85651685	1	Arm - Yellow, Plastic
	65005377	1	Arm - Crossing Control, Assembly, without Lights
	85650772	1	Arm - Crossing Control, Assembly, Yellow Polycarbonate Blade



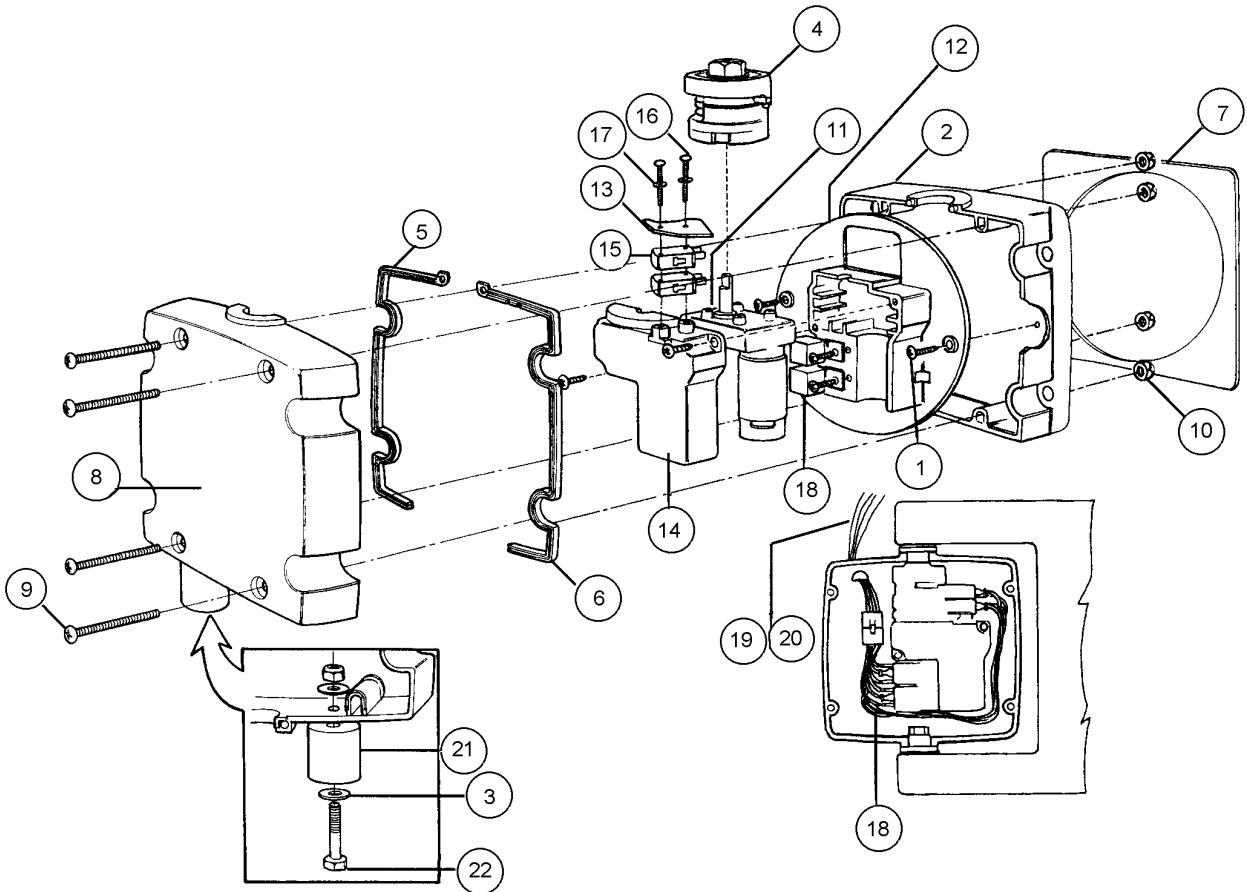
Item	Part No.	Qty.	Description
	65000976	1	Base - Air, Crossing Control Arm Assembly
1	65000973	5	Bolt - "U", 5/16", with #10 - 24 Threads
2	65000970	1	Rod - Aluminum
3	65001803	1	Clamp
4	65000974	10	Nut - Hex, #10 - 24, Lock, for U-Bolt
5	65000977	1	Plate - without Light Holes
	65000979	1	Plate - with Light Holes
6	65000966	1	Pan - Air
7	25310365	2	Bumper - Plate
8	25306365	1	Plate - Cover, Rear End
9	85690003	12	Screw - Tapping, Serrated, #10 - 1/2"
10	65000969	1	Spring - Return
11	65000968	1	Pulley - Nylon
12	65000967	1	Assembly - Cable, Return
13	96300174	2	Bolt, 1/4" - 20 x 3/4"
14	85650026	1	Restrictor - Air
15	85650080	1	Base - with Studs
16	25184365	1	Plate - Cover, Front End
17	25308365	1	Plate - Diaphragm, Inner
18	25180365	1	Diaphragm
19	65000962	1	Ring - Retaining, Diaphragm
20	96300111	8	Nut - Hex, #10 - 32
21	96300143	6	Nut - Hex, 1/4" - 20
22	25309365	1	Plate - Diaphragm, Outer
23	25182365	1	Pin - Hinge
24	85650027	1	Hinge - Assembly
25	96300178	4	Washer - Lock, 1/4"
26	85650013	1	Pin - Cotter, 1/8" x 2 1/2"
27	29940006	2	Nut - Hex, Nylon Lock, 1/4" - 20
28	25045368	2	Bearing - Inner
29	25178365	2	Bearing - Outer
30	65000963	1	Pin - Cotter, 1/16" x 1 1/2"
31	65000964	1	Pin - Clevis, 1/4" x 3/4"

Transpec, Drive Mechanism



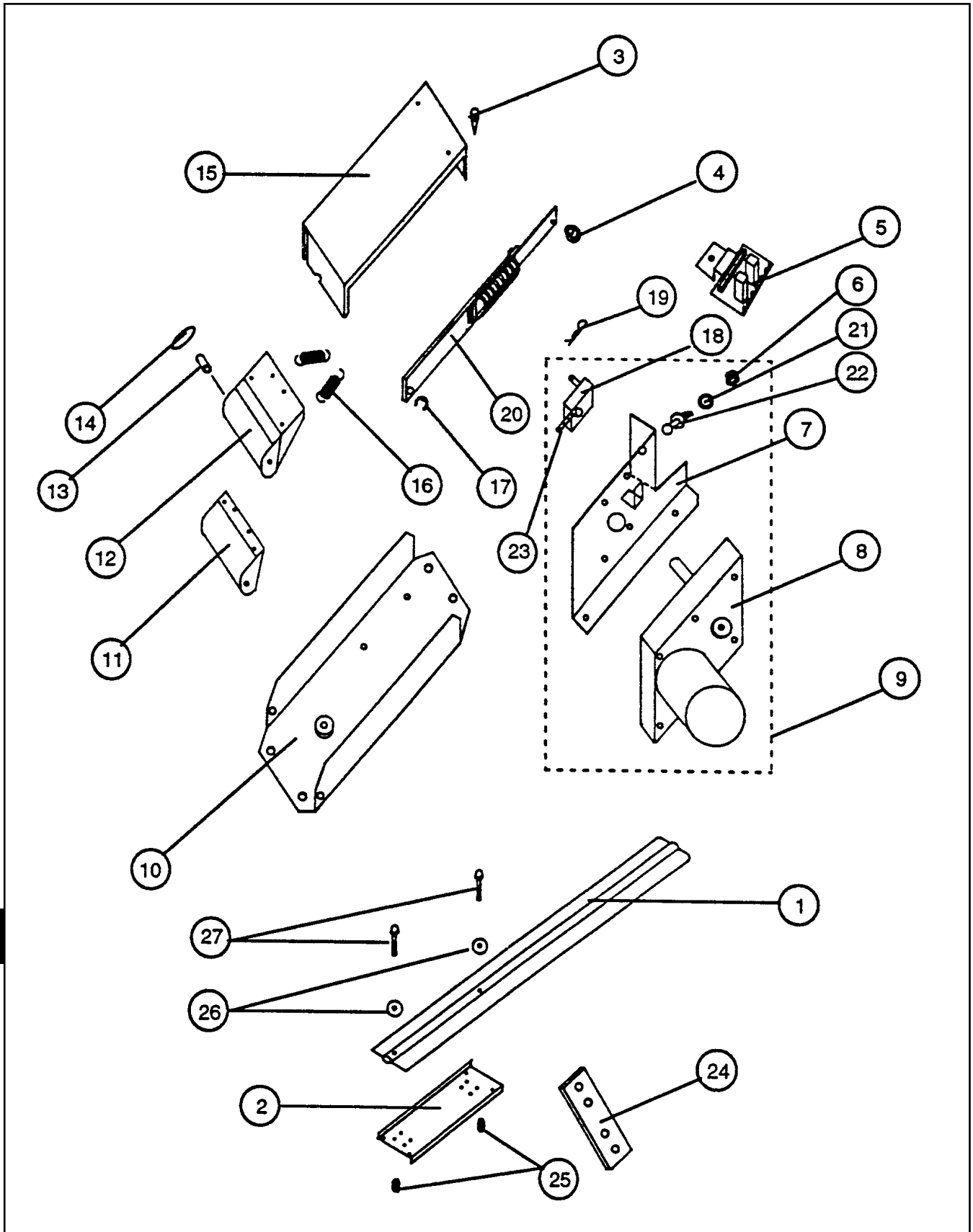
Item No.	Part No.	Description
1	65007871	Walk Gate, Double Pole Extruded Reflector Plate
1	85651077	Screws - Special
2	85651089	Mechanism - Base
3	85651825	Washer
4	85651817	Clutch - Assembly
5	85651818	Gasket - Motor, Left
6	85651819	Gasket - Motor, Right
7	85651090	Gasket - Mechanism Base
8	85651091	Cover - Mechanism
9	85651092	Screw - Phillips Cover
10	85651093	Nut - Hex Lock
11	85651094	Drive - Motor
12	85651095	Motor - Cradle
13	85651109	Switch - Cover Plate
14	85651096	Cradle - Cover
15	85651098	Microswitch
16	85651099	Screw - Phillips
17	85651100	Lock - Washer
18	85651820	Wire - Harness Relay Module
19	85651821	Wire - Harness (42")
20	85651822	Wire - Harness (176")
21	85651823	Rubber - Bumper
22	85651824	Bolt
	Not Shown	
	85651816	Motor - Cradle, Assembly

Transpec, Crossing Control Arm



Item No.	Part No.	Description
1	85651826	Arm - Assembly (Double Pole with Extrusion & Bracket)
2	85651827	Extrusion - Assembly
3	85651828	Plug - Rubber
4	85651078	Drive - Arm
5	85651079	Bushing
6	85651829	Bracket - Front
7	85651830	Bracket - Rear
8	85651831	Reflective - Striping

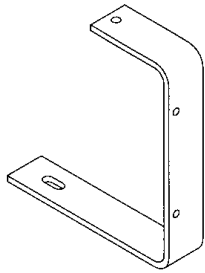
BMR, Electric 6000 Series



BMR, Electric 6000 Series

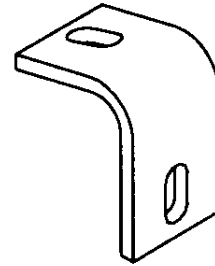
Item No.	Part No.	Qty.	Description
	65005484	1	Crosswalk - Assembly, Complete BMR
	85650200	1	Crosswalk - Assembly, BMR, (Includes items 1, 2, 24-27.)
	65005484	1	Arm - Crossing Control, Electric, with Yellow Gate, Assembly
1	85650195	1	Gate - Flexible, Yellow
2	85650196	1	Bracket - Mounting
3	25310365	AR	Grommet
4	81520142	1	Bushing
5	85650505	1	Module - Control
6	85650506	2	Nut - Lock
7	85650522	1	Bracket - Mounting
8	81520134	1	Motor - Gear Drive
9	85650521	1	Drive - Assembly
10	81520143	1	Body
	81520135	1	Grommet
11	85650511	1	Hinge - Breakaway 90°
12	85650510	1	Hinge - Breakaway, 180°
13	81520133	1	Sleeve
14	81520132	1	Bushing
15	81520144	1	Plate - Cover
16	81520146	2	Spring
17	85650194	1	Clip - C
18	81520136	1	Arm - Drive
19	85650189	1	Clip - Spring
20	81520138	1	Arm - Linkage
21	85650507	2	Insulator
22	85650508	1	Switch
23	85650509	1	Screw - Set
24	85650519	1	Coupler - Anti-Vibration
25	85650199	2	Nut
26	85650197	2	Washer
27	85650198	2	Bolt

Brackets - Bumper Mounting



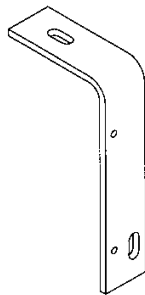
Part No.
65004223

Description
Bracket - Bumper Mounting,
Crossing Control Arm,
1990 Navistar



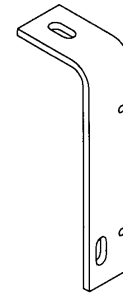
Part No.
65004224

Description
Bracket - Bumper Mounting,
Crossing Control Arm,
1990 Navistar



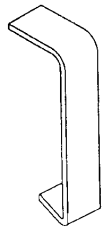
Part No.
65004225

Description
Bracket - Bumper Mounting,
Crossing Control Arm,
International & Navistar



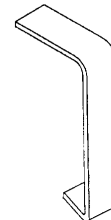
Part No.
65004226

Description
Bracket - Bumper Mounting,
Crossing Control Arm,
Special for Thomas Bumper Only



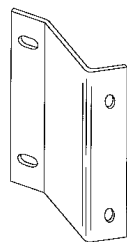
Part No.
65005583

Description
Bracket - Bumper Mounting,
Crossing Control Arm, Left Side
Thomas



Part No.
65005584

Description
Bracket - Bumper Mounting,
Crossing Control Arm, Right Side
Thomas

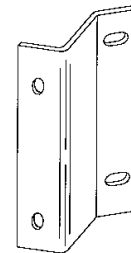


Part No.
85651863

Description
Bracket - Outer, Crossing Arm,
Freightliner, Air

85651849

Includes 85651862 & 85651863



Part No.
85651862

Description
Bracket - Inner, Crossing Arm,
Freightliner, Air

85651849

Includes 85651862 & 85651863

Table Of Contents

First Aid Kits14-2

Fire Extinguishers14-5

Fire Axes & Wrecking Bars14-6


Body Fluid Clean-Up Kits14-7

Triangle Reflectors & Fusees14-8

First Aid Kits

First Aid Kits

Part No.	Description	State
65000239	Kit - First Aid, 24 Unit	Alabama 16-AL-SB
65001773	Kit - First Aid, 16 Unit	Arizona
65000625	Kit - First Aid, 36 Unit	Arizona #01-12-82
25124379	Kit - First Aid, 10 Unit	California
25126379	Kit - First Aid, 16 Unit	California
25031368	Kit - First Aid, 24 Unit	California
25071369	Kit - First Aid, 24 Unit	Colorado
25039377	Kit - First Aid, 10 Unit	Delaware
25125379	Kit - First Aid, 10 Unit	Florida
65000238	Kit - First Aid, 10 Unit	Georgia
65004086	Kit - First Aid, 10 Unit	Hawaii
65000750	Kit - First Aid, 24 Unit	Idaho
65000751	Kit - First Aid, 7 Unit	Illinois
25037377	Kit - First Aid, 24 Unit	Indiana
25011365	Kit - First Aid, 24 Unit	Iowa 01-12-85
25014365	Kit - First Aid, 36 Unit	Iowa
25120378	Kit - First Aid, 16 Unit	Maine
25009365	Kit - First Aid, 24 Unit	Maryland SBK
25028371	Kit - First Aid, 10 Unit	Michigan
25013365	Kit - First Aid, 36 Unit	Minnesota
25034375	Kit - First Aid, 24 Unit	Montana
25055369	Kit - First Aid, 16 Unit	Nebraska SBK
65007753	Kit - First Aid, 24 Unit	New Hampshire
65006486	Kit - First Aid, 24 Unit	New Jersey
65001195	Kit - First Aid, 10 Unit	New York #01-12-95
65001936	Kit - First Aid, 10 Unit	New York #P-K927-1
25241000	Kit - First Aid, 24 Unit	New York 01-12-95
65001915	Kit - First Aid, 27 Unit	New York
25076368	Kit - First Aid, 10 Unit	North Carolina
25120372	Kit - First Aid, 24 Unit	North Dakota, 203-037
25077368	Kit - First Aid, 24 Unit	Ohio
25074373	Kit - First Aid, 24 Unit	Oregon #01-12-59
65000346	Kit - First Aid, 10 Unit	Pennsylvania
65004058	Kit - First Aid, 16 Unit	South Carolina
25075373	Kit - First Aid, 24 Unit	South Dakota
25071379	Kit - First Aid, 24 Unit	Texas SBK
25127379	Kit - First Aid, 24 Unit	Utah
25030368	Kit - First Aid, 24 Unit	Washington #01-12-64
65000724	Kit - First Aid, 36 Unit	West Virginia
65000840	Kit - First Aid, 16 Unit	Wisconsin
25121378	Kit - First Aid, 24 Unit	Wisconsin #01-12-66
25084375	Kit - First Aid, 16 Unit	Wyoming
65001501	Kit - First Aid, 24 Unit	Wyoming
65007754	Kit - First Aid, 24 Unit	Quebec
25240000	Kit - First Aid, 16 Unit	Standard SBK
25243000	Kit - First Aid, 10 Unit	Standard, M DOT
25005365	Kit - First Aid, 24 Unit	Standard, SBK
65000718	Kit - First Aid, 18 Unit	(In 24 Unit Box)



Box (Only)


Part No.	Description
97320110	10 Unit Box, Metal
97320116	16 Unit Box, Metal
97320124	24 Unit Box, Metal
97320136	36 Unit Box, Metal
85650975	10 Unit Box, Plastic (Florida)

Refill Kits

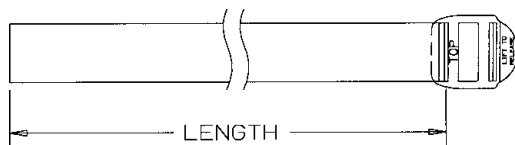
Part No.	Description
25029368	First Aid, 10 Unit, North Carolina
85651154	First Aid, 24 Unit, New Jersey

Brackets

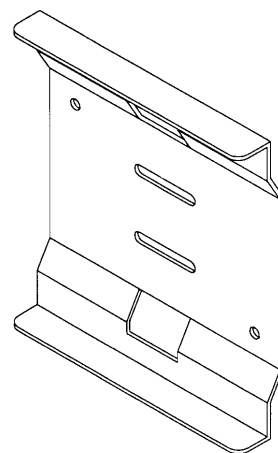
Part No.	Description
65004965	Bracket - First Aid Kit, for 5" High Box
65004966	Bracket - First Aid Kit, for 9 1/2" High Box
65004969	Strap - First Aid Kit, 5" Box, 20" Long
65004970	Strap - First Aid Kit, 9 1/2" Box, 31" Long
65003099	Screw - Tapping, #10 x 5/8", Truss Head (Quantity of 2)



65004966



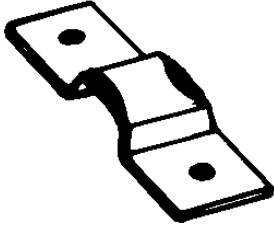
65004969
65004970



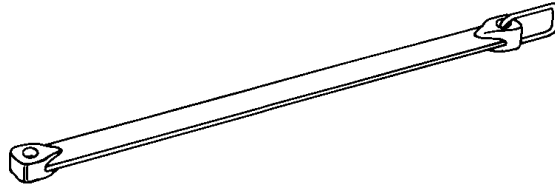
65004965

First Aid Kits

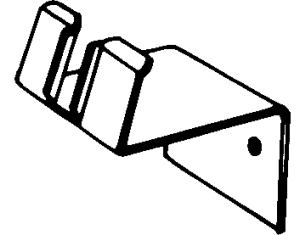
Miscellaneous



25001372



25273372



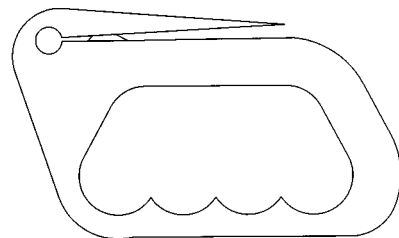
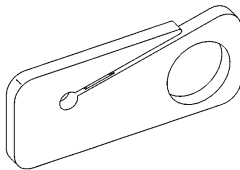
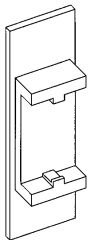
25002372

Part No.	Description
25001372	Clamp - Rubber Strap, First Aid Kit
25002372	Retainer - Rubber Strap, First Aid Kit
25273372	Strap - Tarp. Assembly, First Aid Kit, 15"
26081370	Rubber - Sponge, SC 42 VNN, W/NSPSA-M

Fire Rescue Blanket

Part No.	Description
65002917	Blanket - Fire, 7030-W Special

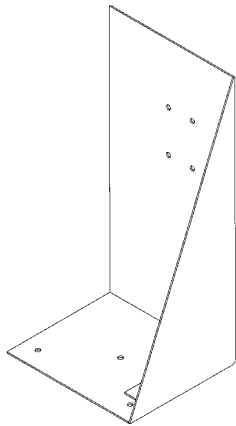
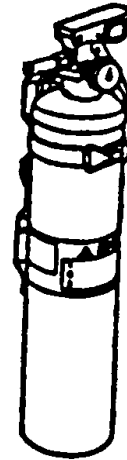
Seat Belt Cutter



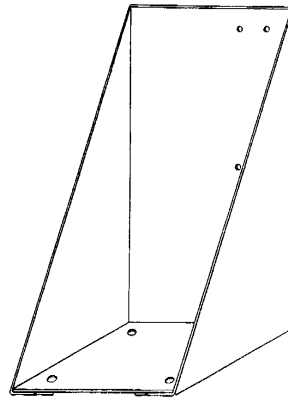
Part No.	Description
65002846	Cutter - Seatbelt, R200950
65006348	Cutter - Seatbelt, Tie Tech

Fire Extinguishers

Part No.	Description
65006529	Extinguishers - Fire, 2 1/2 Lb., Dry Chemical, ABC
65006529	Extinguisher - Fire, 2 1/2 Lb., Dry Chemical, ULC Label
65000133	Extinguisher - Fire, 5 Lb.
65004868	Extinguisher - Fire, 5 Lb., Dry Chemical
25400000	Extinguisher - Fire, 5 Lb., Dry Chemical, Rating 3A-40BC
65005527	Extinguisher - Fire, 5 Lb., Dry Chemical, ULC Label
65002276	Extinguisher - Fire, 5 Lb., Halon Model #50G
65002842	Extinguisher - Fire, 5 3/4 Lb.
65005525	Extinguisher - Fire, 10 Lb., Dry Chemical, ULC Label
25033377	Extinguisher - Fire, 10 Lb., PA 100 ABC



65005601



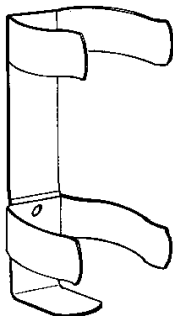
65002506

Mounting Boxes

Part No.	Description
65002506	Box - Mounting, Fire Extinguisher
65005601	Box - Mounting, Fire Extinguisher

Brackets

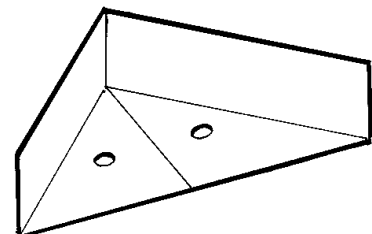
Part No.	Description
65001275	Bracket - Mounting, Fire Extinguisher, 5 Lb.
65002852	Bracket - Mounting, Fire Extinguisher, 5 Lb.
65001763	Bracket - Mounting, Fire Extinguisher, 2 1/2 Lb.
25034377	Bracket - Mounting, Fire Extinguisher, HD for 10 Lb 100 ABC
25139377	Bracket - Mounting, Fire Extinguisher, NC, Used with Box 25123367
25123367	Box - Fire Extinguisher, Assembly, with Handle and Latch, North Carolina



65002852




25123367



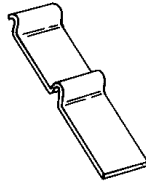
25139377

Fire Axes & Wrecking Bars

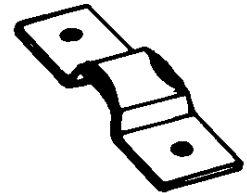


25021365


25020365



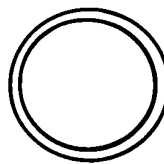
25146369



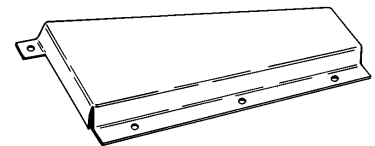
25042369




25003369



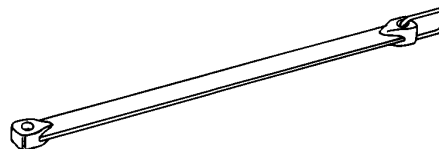
29990201



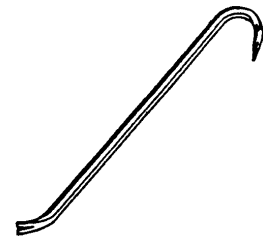
25006369



25018365



25004372



25057365

Part No.

25021365
25020365

Description

Axe - Fire, Flat Head, 18"
Axe - Fire, Pick Type, 24"

25146369
25003369
25042369
29990201

Bracket - Axe Handle, Hold Down, with Extension
Bracket - Axe Handle, O-Ring, 1/8" x 1" x 3 9/32"
Bracket - Hold Down, Wrecking Bar
O-Ring - Axe Handle

25006369
25018365
25004372

Guard - Fire Axe, Hold Down
Pocket - Fire Axe
Strap - Tarp, First Aid Kit, 15"

25057365

Bar - Wrecking, 24" x 3/4", Black

Body Fluid Clean-Up Kits

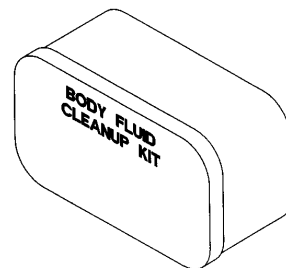
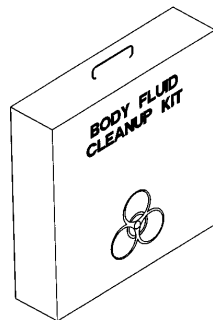
Body Fluid Clean-Up Kits

Part No.

65005300
65005403
65004771
65004616
65006901
65004608
65005296

Description

Kit - Body Fluid Clean-Up, Florida
Kit - Body Fluid Clean-Up, Idaho
Kit - Body Fluid Clean-Up, Maryland
Kit - Body Fluid Clean-Up, NC
Kit - Body Fluid Clean-Up, Nebraska
Kit - Body Fluid Clean-Up, Texas
Kit - Body Fluid Clean-Up, Washington



Refills

Part No.

85650777
85650701
85650828

Description

Kit - Refill, Body Fluid Clean-Up
(For Kit #65004616)
Kit - Refill, Body Fluid Clean-Up
(For Kit #65004771)
Kit - Refill, Body Fluid Clean-Up, Texas
(For Kit #65004608)

Box

Part No.

80650799
85650799

Description

Box - Metal Body Fluid Clean Up Kit, 10 Unit
Box - Body Fluid Clean-Up
(For Kit #65004616)

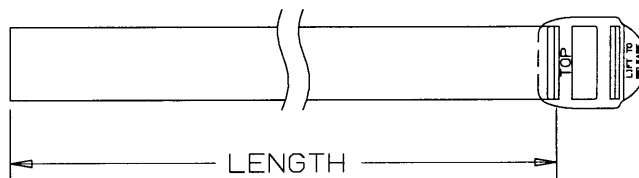

Brackets

Part No.

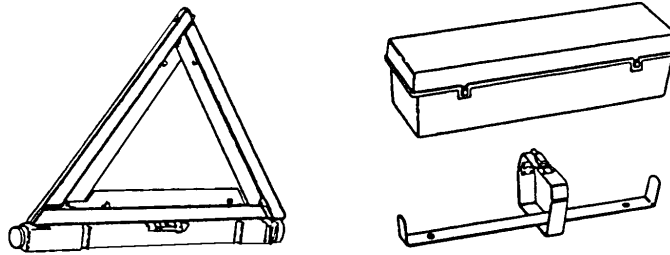
65004985
65004970
69003099

Description

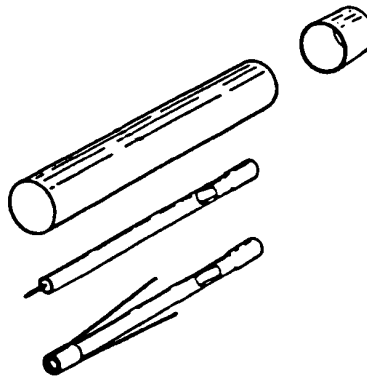
Bracket - Body Fluid Kit, for 10 5/8" High Box
Strap - First Aid Kit, 9 1/2" Box, 31" Long
Screw - Tapping, #10 x 5/8", Truss Head
(2 required)



Triangle Reflector & Fusees



Part No.	Description
25015373	Reflector - Triangle, Kit (Includes 3 reflectors & box.)
65002962	Box - Reflector
25098376	Bracket - Triangle Reflect Kit



Part No.	Description
25060365	Fusee, 30 Minute, SR 30
25068369	Fusee, with Wire Holder
65002834	Case - Fusee, with Mounting Bracket

Table Of Contents

Transpec, Triple Valve15-2

Transpec, Econo Safety Vent15-4

Transpec, Power Safety Vent15-6

Specialty, Low Profile15-8

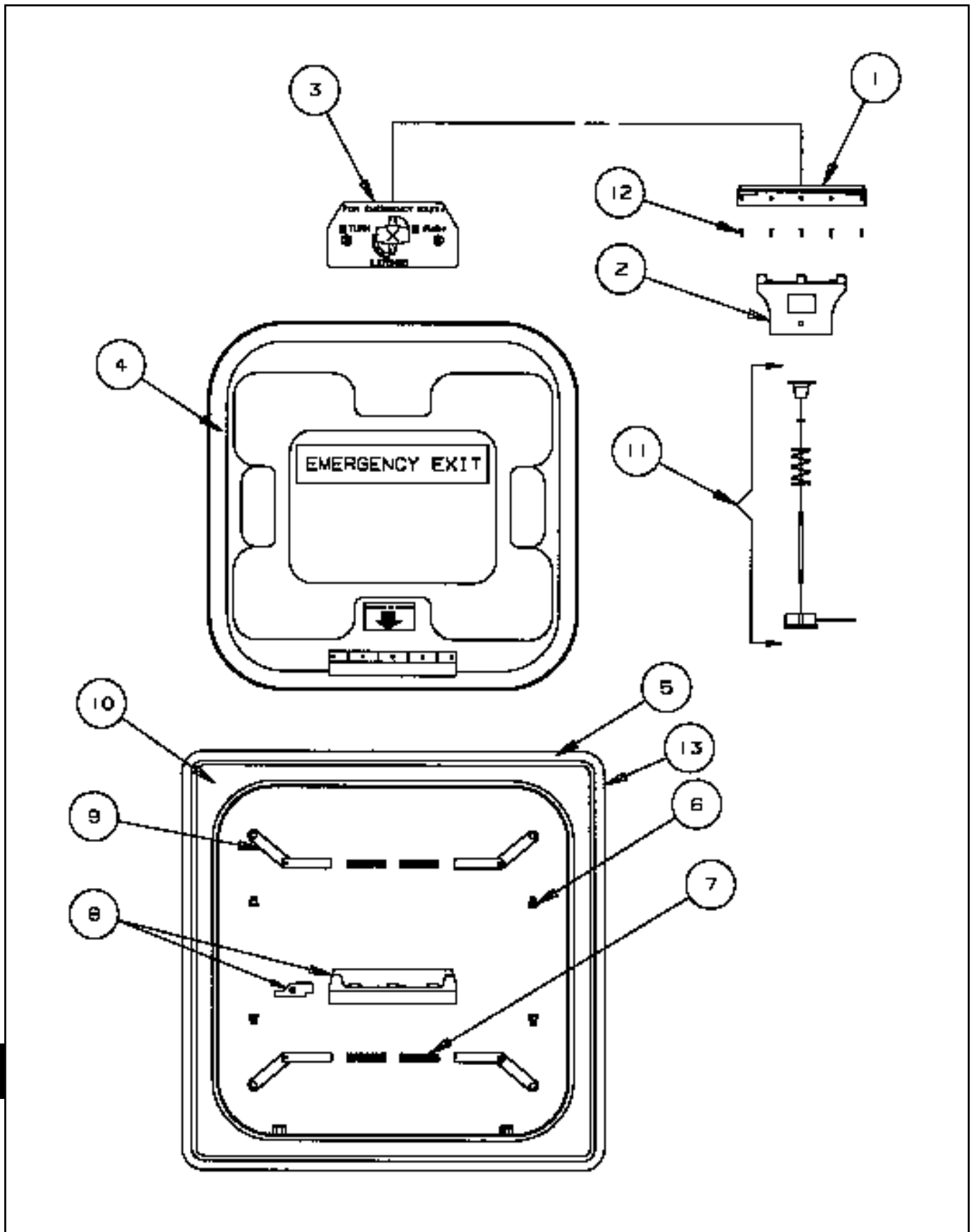
Specialty, Vented15-9

Specialty, Maximum Air Flow15-10

Specialty, Power Vent15-11

Specialty, Roof Hatch Components15-12

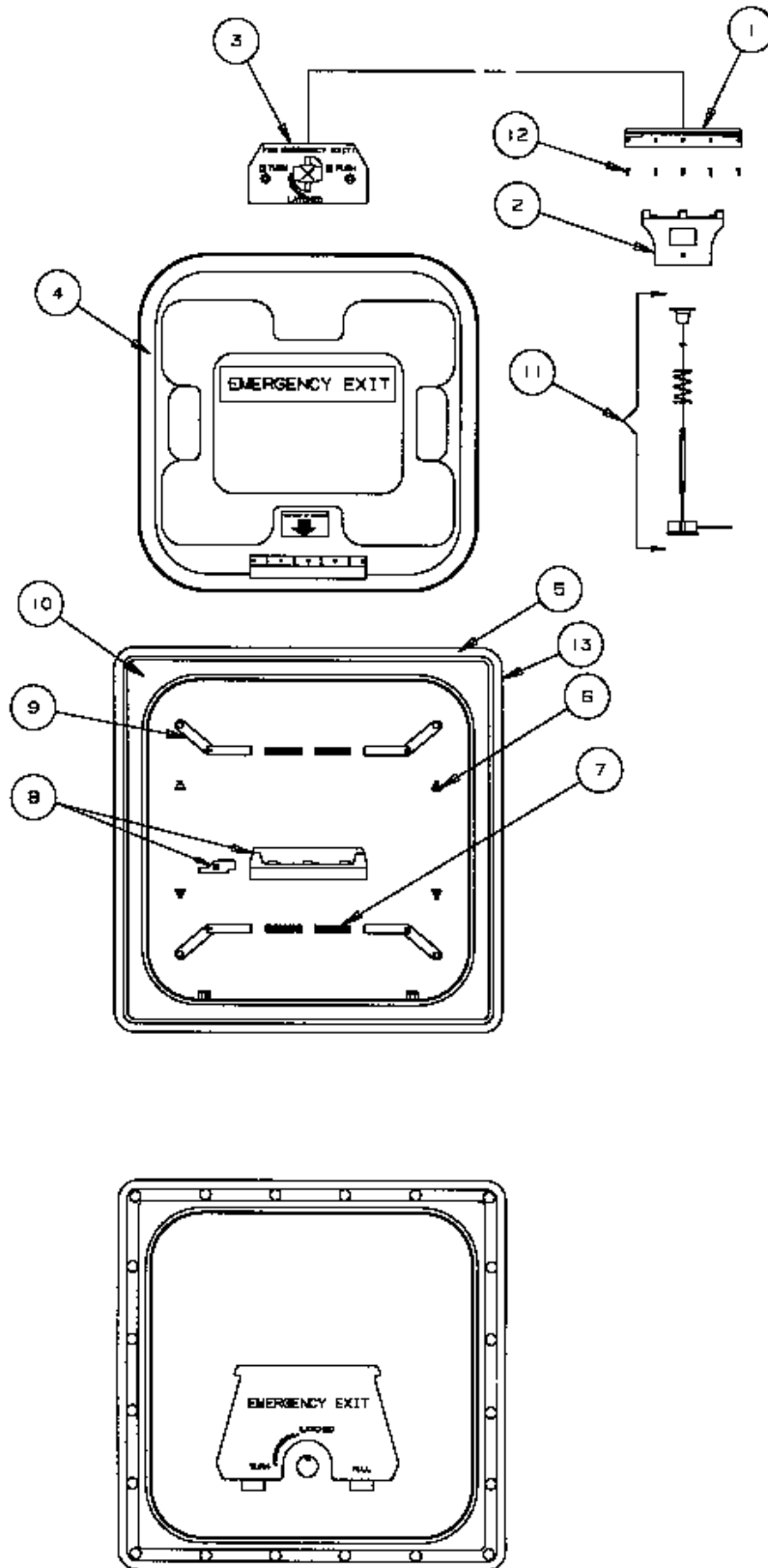
Transpec, Triple Value



Item	Part No.	Qty.	Description
	56000349	1	Hatch - Roof Escape, Assembly
1	56000100	1	Base - Handle
2	56000101	1	Handle - Assembly
3	56000102	1	Shield - Release, Handle (Includes decal and rivets.)
4	56000103	1	Gasket - Sealing
5	56000104	1	Frame - Mounting
6	56000105	4	Bolt - Shoulder, Escape Hatch
7	56000106	4	Spring - Plunger
8	56000107	1	Hinge - Release, with Alarm Switch
9	56000108	4	Link and Plunger Assembly
10	56000109	1	Trim - Interior, Molding
11	56000110	1	Release - Exterior, Assembly
12	56000111	10	Screw - Escape Hatch
13	56000342	1	Gasket

Note: 56000349 Replaces Part Number 56000298

Transpec, Econo Safety Vent

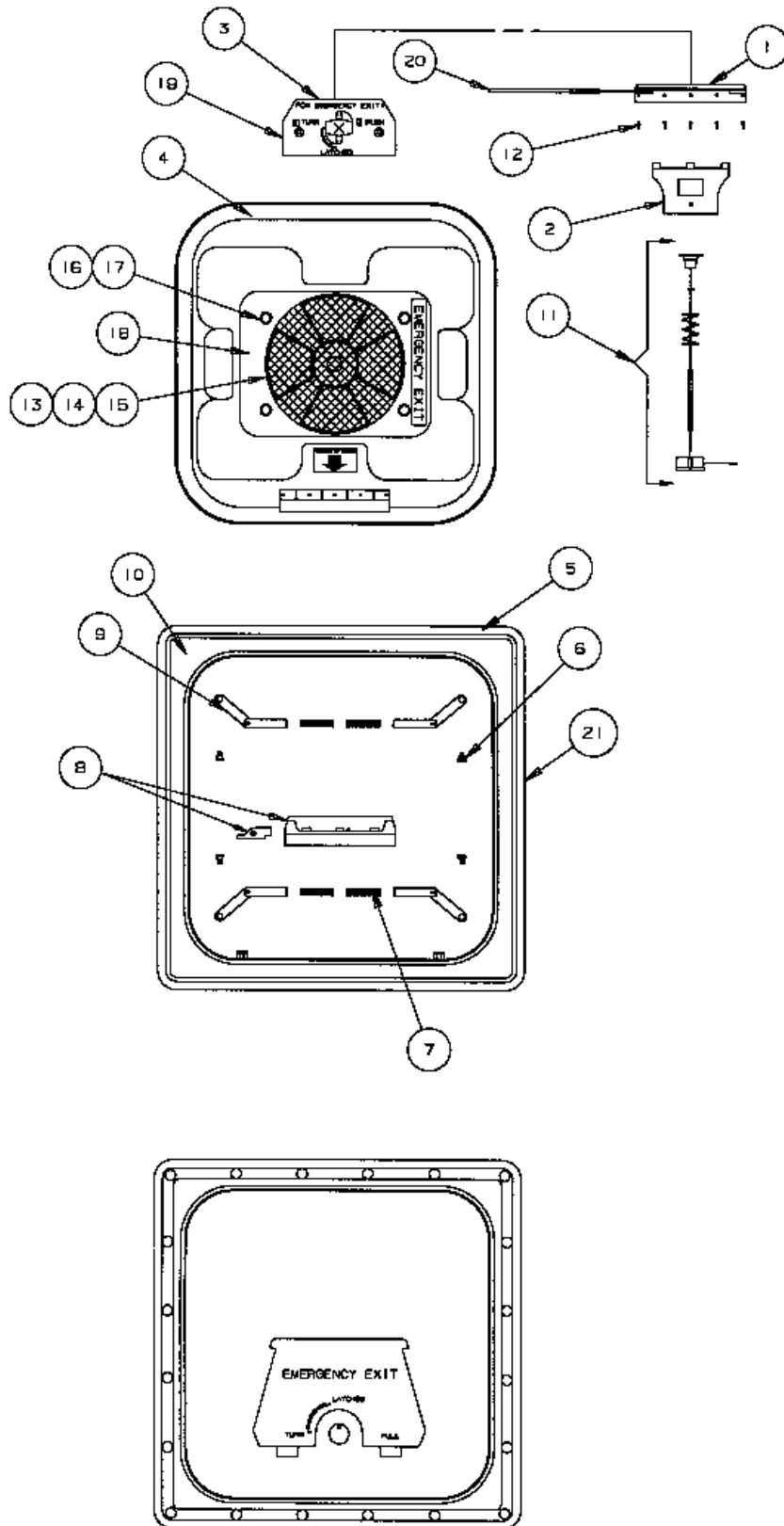


Transpec, Econo Safety Vent

Item	Part No.	Qty.	Description
	56000350	1	Hatch - Roof Escape, Assembly
	56000348	1	Hatch - Roof Escape, Assembly, with Yellow Retro-Reflective Tape
1	56000100	1	Base - Handle
2	56000101	1	Handle - Assembly
3	56000102	1	Shield - Release, Handle (Includes decal and rivets.)
4	56000103	1	Gasket - Sealing
5	56000251	1	Frame - Mounting
6	56000105	4	Bolt - Shoulder, Escape Hatch
7	56000106	4	Spring - Plunger
8	56000107	1	Hinge - Release, with Alarm Switch
9	56000108	4	Link and Plunger Assembly
10	56000252	1	Trim - Interior, Molding
11	56000110	1	Release - Exterior, Assembly
12	56000111	10	Screw - Escape Hatch
13	56000342	1	Gasket

Note: 56000350 Replaces Part Number 56000297.
56000348 Replaces Part Number 56000341.

Transpec, Power Safety Vent

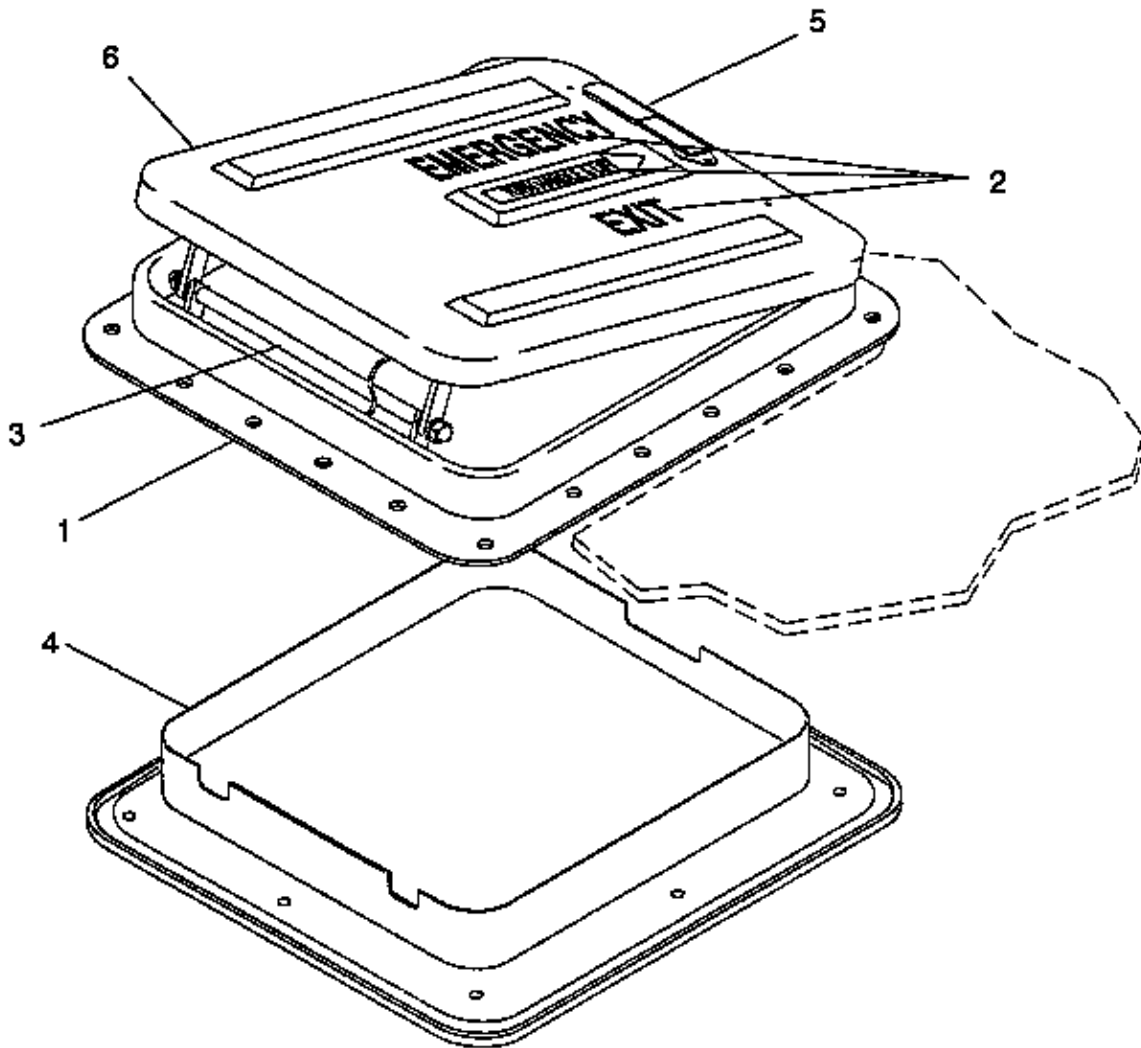


Transpec, Power Safety Vent

Item	Part No.	Qty.	Description
	56000351	1	Hatch - Roof Escape, Assembly
1	56000100	1	Base - Handle
2	56000101	1	Handle - Assembly
3	56000102	1	Shield - Release, Handle (Includes decal and rivets.)
4	56000103	1	Gasket - Sealing
5	56000254	1	Frame - Mounting
6	56000105	4	Bolt - Shoulder, Escape Hatch
7	56000106	4	Spring - Plunger
8	56000107	1	Hinge - Release, with Alarm Switch
9	56000108	4	Link and Plunger Assembly
10	56000255	1	Trim - Interior, Molding
11	56000110	1	Release - Exterior, Assembly
12	56000111	10	Screw - Escape Hatch
13	56000256	1	Motor - Fan
14	56000257	1	Blade - Fan
15	56000258	1	Screen - Power Safety Vent
16	56000259	4	Screw - Oval Head
17	56000260	4	Washer - Flange
18	56000261	1	Trim - Power Safety Vent
19	56000262	1	Decal - Instructional Kit
20	56000263	1	Pin - Hinge, Power Safety
21	56000342	1	Gasket

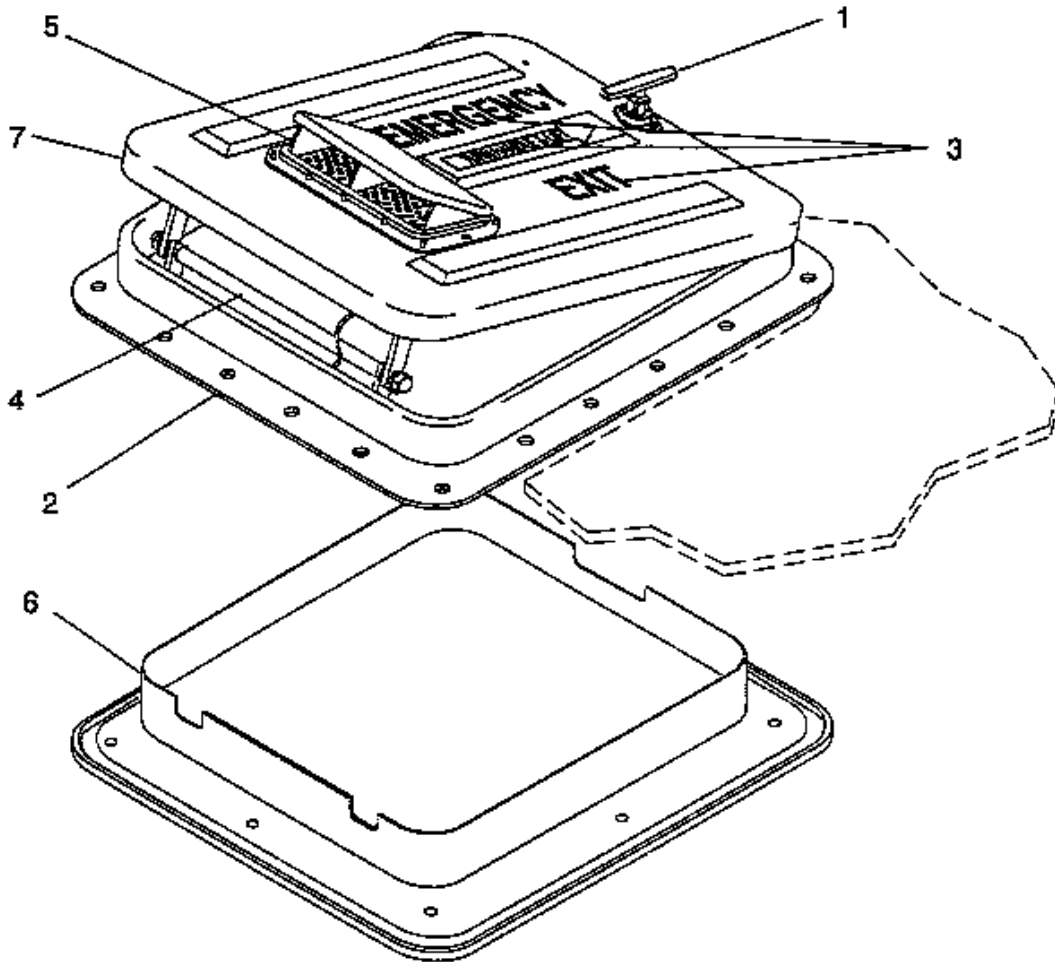
Note: 56000351 Replaces Part Number 56000296.

Specialty, Low Profile



Item No.	Part No.	Description
	56000303	Hatch - Roof Escape, Low Profile, with Pop-Up Feature (8650-12-04)
1	85560080	Mounting - Frame, Assembly
2	85560064	Decal - Set, English
	85560075	Decal - Set, French/English
3	85560063	Linkage - Pop-Up, Assembly
4	85560061	Trim - Ring, Inside, Assembly
5	85560105	Handle - Exterior, Assembly
	85560059	Handle - Interior, Assembly
	85560072	Cam - Handle
	85560066	Strike - Insert
	85560055	Microswitch - Alarm
	85560074	Cover - Microswitch
6	85560106	Top - Assembly
	85560073	Rubber - Gasket

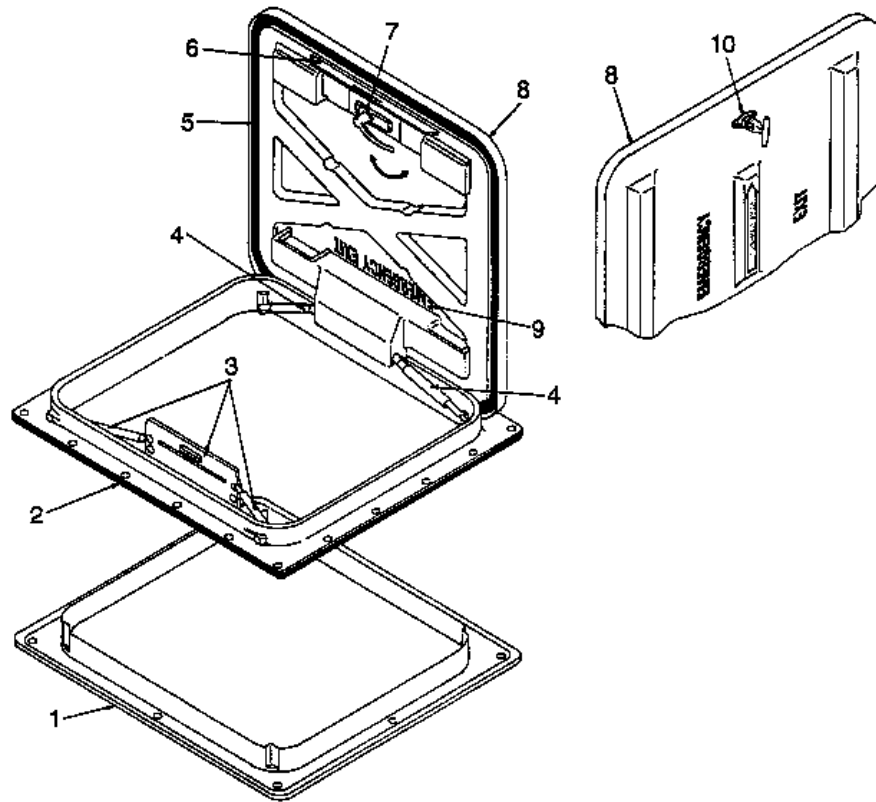
See Specialty, Roof Hatch Components for items not shown.



Item No.	Part No.	Description
	56000301	Hatch - Roof with Pop-Up Vent with Buzzer Switch (8640-12-04)
1	85560058	Exterior - Handle, Assembly
	85560059	Interior - Handle, Assembly
	85560072	Cam - Handle
	85560066	Strike - Insert
	85560055	Microswitch - Alarm
	85560074	Cover - Microswitch
	85560080	Mounting - Frame, Assembly
3	85560064	Decal, English
4	85560063	Linkage - Pop-Up, Assembly
5	85560065	Kit - 2-Way Screened Vent
	85560057	Knob - Black Vent
	85560075	Decal, English/French
	85560061	Trim - Inside Ring, Assembly
7	85560082	Top - Assembly
	85560073	Rubber - Gasket, Seal

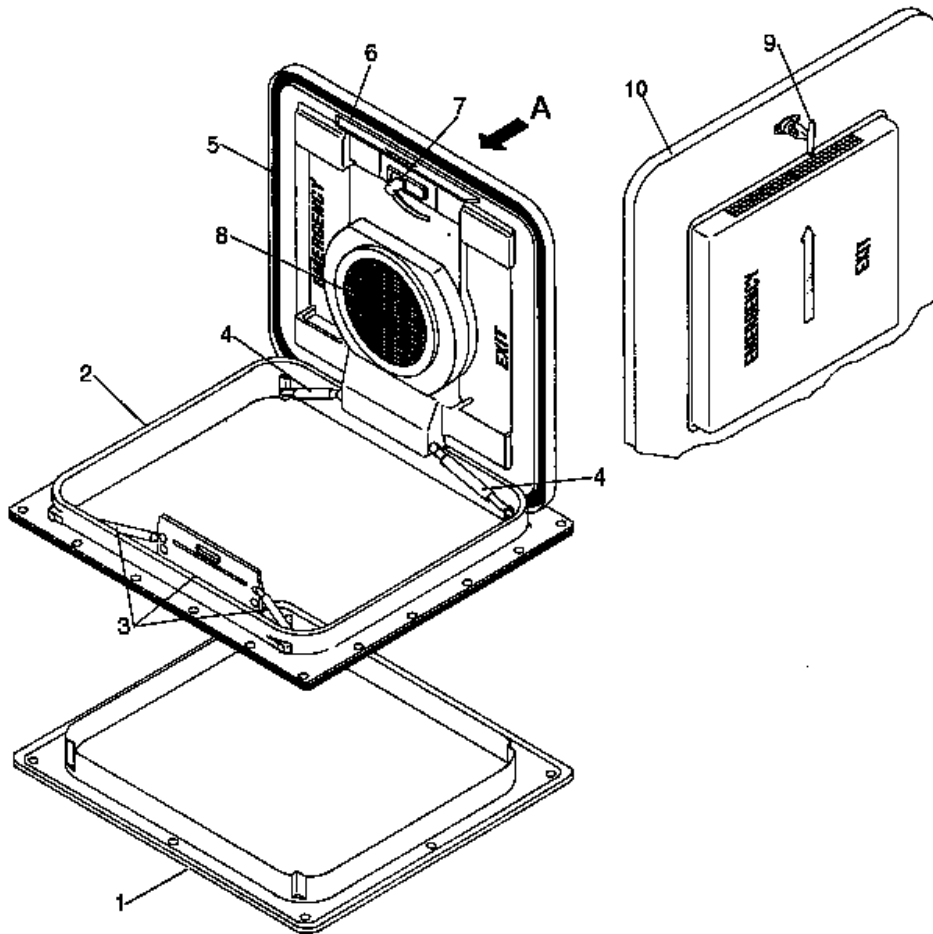
See Specialty, Roof Hatch Components for items not shown.

Specialty, Maximum Air Flow



Item No.	Part No.	Description
	56000305	Hatch - Roof Escape, Maximum Air Flow, with Buzzer Switch, White (8945-12-04)
	56000338	Hatch - Roof Escape, Maximum Air Flow, with Buzzer Switch, Gray (8945-G-02)
1	85560087	Trim - Ring, Inside, Assembly, White
	85651686	Trim - Ring, Inside, Assembly, Gray
2	85560091	Mounting - Frame, Assembly, White
	85651687	Mounting - Frame, Assembly, Gray
3	85560098	Kit - Rear Linkage
4	85560097	Spring - Front, with Hardware, Assembly
5	85560094	Gasket - Rubber
6	85560093	Rear - Support, Nylon
7	85560059	Handle - Interior with Cam, Assembly
	85560095	Cam - Handle
8	85560092	Top - Assembly, White
	85651688	Top - Assembly, Gray
9	85560089	Decal - Set, English
	85560090	Decal - Set, French/English
10	85560096	Handle - Exterior, Assembly
	Not Shown	
	85650238	Microswitch (For Alarm)
	85560074	Cover - Microswitch
	85560088	Cable - 6 Feet Alarm

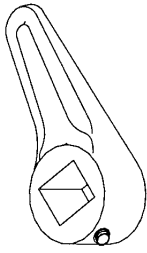
See Specialty, Roof Hatch Components for items not shown.




Item No.	Part No.	Description
	56000347	Hatch - Roof Escape, with Power Vent (8910)
1	85560087	Trim - Ring, Inside, Assembly
2	85651802	Mounting - Frame
3	85560098	Kit - Rear Linkage Assembly
4	85560097	Assembly - Front Springs with Hardware
5	85560094	Rubber - Gasket
6	85560093	Rear - Support, Nylon
7	85651805	Assembly - Interior Handle
8	85651803	Fan - Single Speed
9	85560096	Assembly - Exterior Handle
10	85651801	Assembly - Top
	Not Shown	
	85560089	Kit - Decals
	85650238	Microswitch - Alarm
	85560074	Cover - Microswitch
	85560088	Cable - Alarm, 6 Feet

See Specialty, Roof Hatch Components for items not shown.

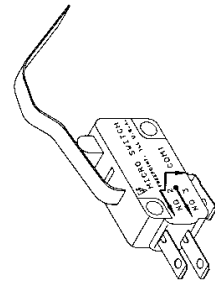
Specialty, Roof Hatch Components



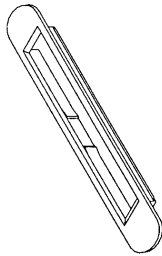
85560072



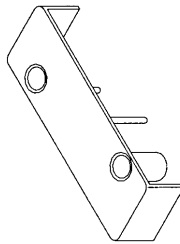
85560059



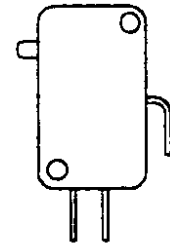
85560055



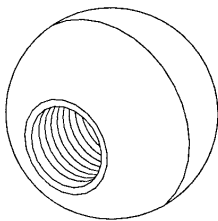
85560066



85560074



85650238



85560057

Part No.	Description	Used With Assembly Part No.
85560072	Cam - Handle	56000303, 56000301
85560059	Handle - Interior	56000303, 56000301, 56000305, 56000038
85560055	Microswitch - Alarm	56000303, 56000301, 56000305, 56000338
85560066	Strike - Insert	56000303, 56000301
85560074	Cover - Microswitch	56000303, 56000301, 56000305, 56000338, 56000347
85650238	Switch - Limit	56000305, 56000338, 56000347
85560057	Knob - Black Vent	56000301

Table Of Contents

Bergstrom Heater Cores & Coils16-2

Red Dot Heater Cores16-8

Cables16-9

Filters16-10

Miscellaneous16-12

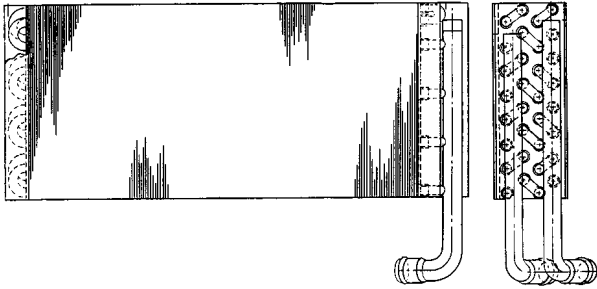
Motors16-15

Remote Valves16-16

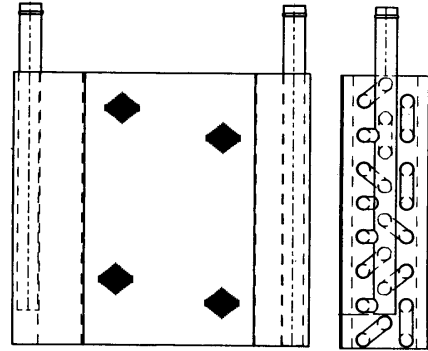
Blower Wheels, Fan Blades & Booster Pumps16-17

Heater Chart16-18

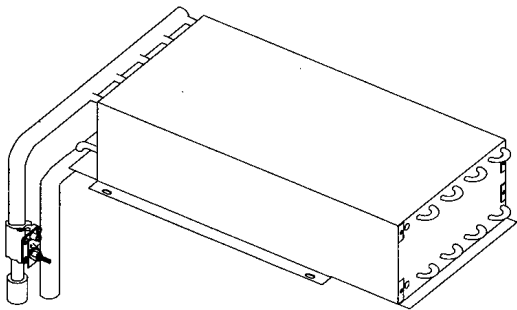
Bergstrom Heater Cores & Coils



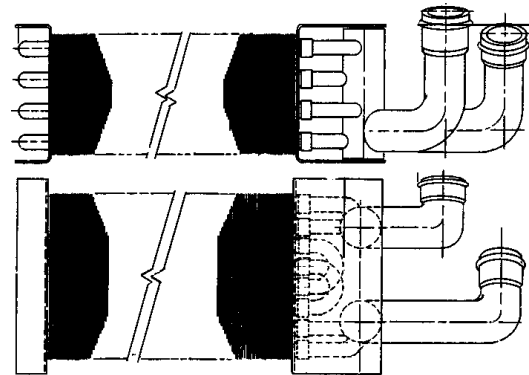
Part No. 85660011
Description Core - Heater, #108230, Vista, Underdash, 2.375" x 8" x 16.25"



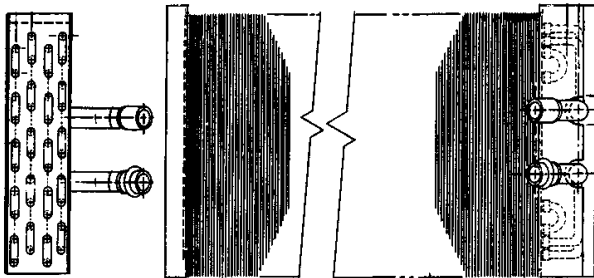
Part No. 85660129
Description Coil - Heater, #108250, All_H Star Footwarmer, 1.8" x 5" x 8"



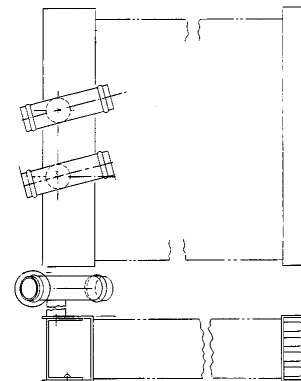
Part No. 85660465
Description Core - Heater, #108276, MVP-EF, 180" x 9" x 4.75"



Part No. 26022374
Description Core - Heater, 1064-2, New #11059, Driver's 20,000 BUT, 3" x 4" x 8.68"



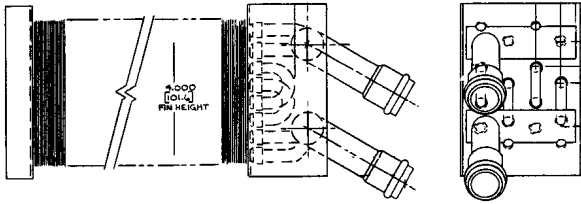
Part No. 26056367
Description Core - Heater, #11062, Right Front, 87, 200 BTU, 2.5" x 10" x 20.18"



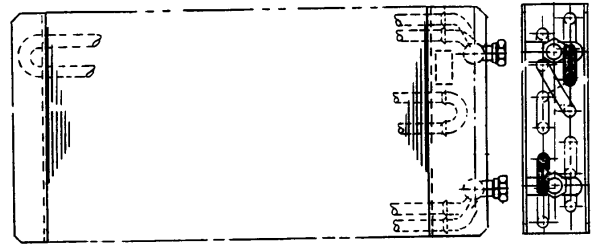
Part No. 66000067
Description Core - Heater, High Pressure, #11030, 2.5" x 10 x 23.375"
 66000152
Description Core - Heater, #11029, 10 x 20 3/4" x 2 1/2"

* Dimensions reflect cooling surface only.

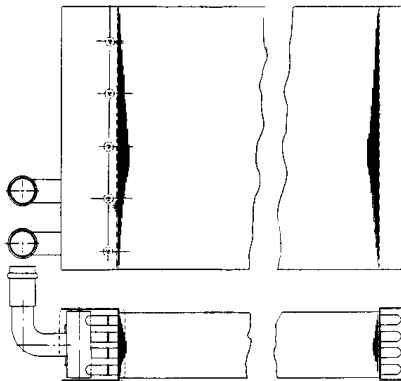
Bergstrom Heater Cores & Coils



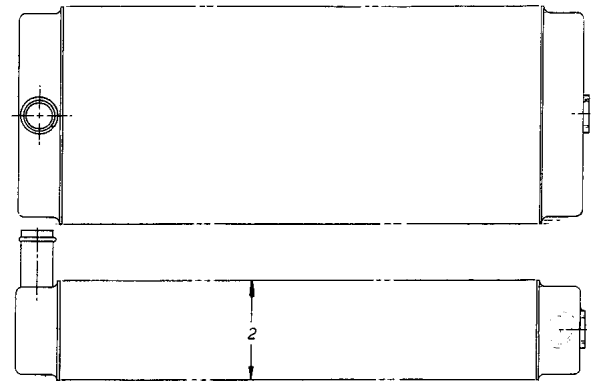
Part No. 66000069
Description Core - Heater, Right Defroster 1064-1, New #11060, 20,000 BTU, 3" x 4" x 8.55"



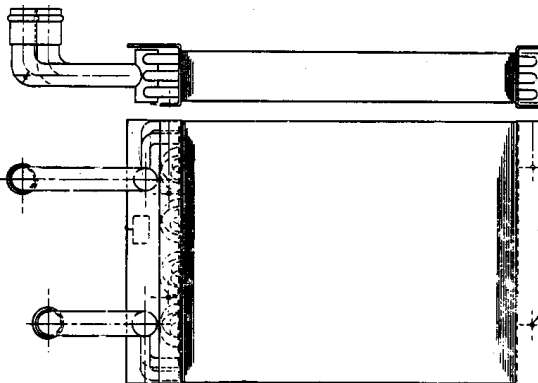
Part No. 66000091
Description Core - Heater, Underseat, #11018 Chick Bus, 46,500 BTU, 2.16" x 8.75" x 16.7"



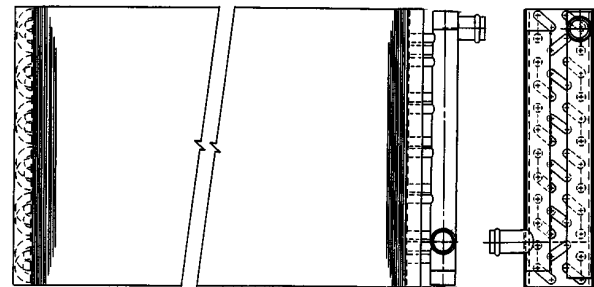
Part No. 66000227
Description Core - Heater, #11040, 2.5" x 10" x 20.75"



Part No. 66000230
Description Core - Heater, #10850, Under Wheelchair, Low Profile, 32,000 BTU, 2" X 4.375" X 11.375"



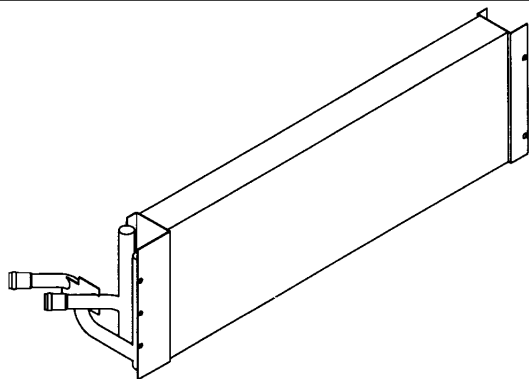
Part No. 66000286
Description Core - Heater, #11044, 1.88" x 10" x 19.88"



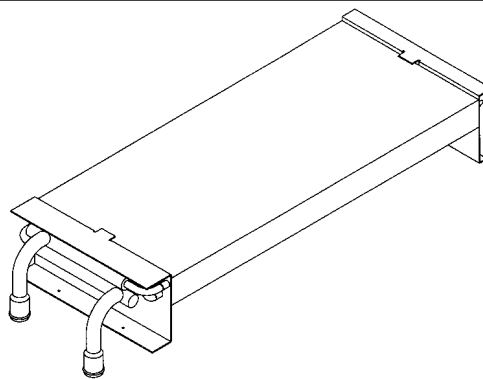
Part No. 66000289
Description Core - Heater, #11054, 2.5" x 12" x 25.25"

* Dimensions reflect cooling surface only.

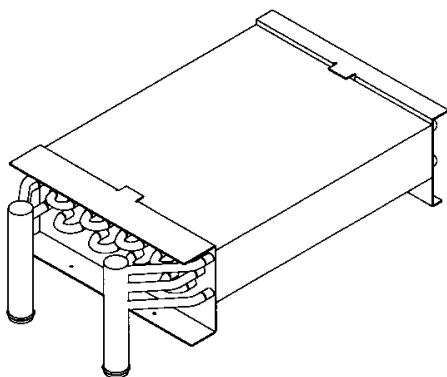
Bergstrom Heater Cores & Coils




Part No. 85660010
Description Core - Heater, #108235, 1990 Low Windshield, 101,000 BTU, 2.5" x 10" x 30.34"



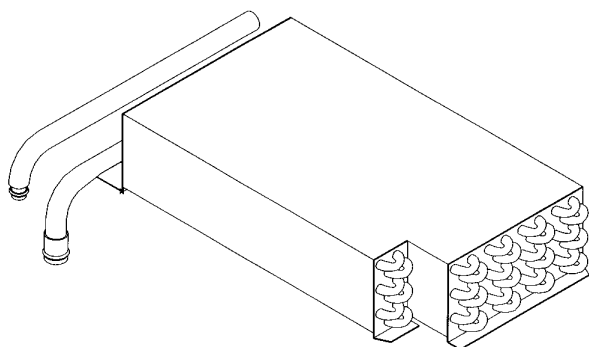
Part No. 85660377
Description Coil - Heater, #108275, Underseat, 84,000 BTU, Twin Fan, 1.73" x 10" x 22.6"



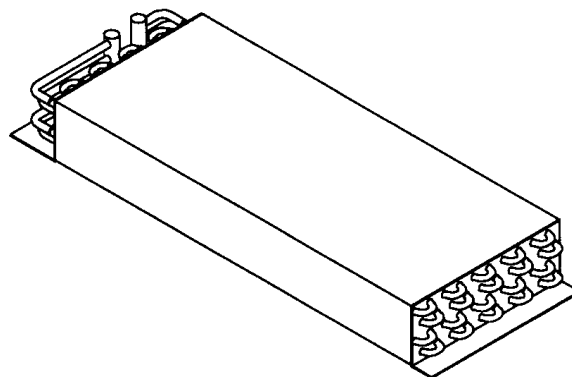
Part No. 85660384
Description Coil - Heater, #108274, Underseat, 50,000 BTU, 2.59" x 10" x 12.33"
Part No. 85660062
Description Coil - Heater, #11046, 12" x 12 1/8" x 2 1/2"



Part No. 85660296
Description Coil - Heater, #108271, Stepwell, 52,000 BTU, 2.5" x 12" x 12 1/8"
Part No. 66000068
Description Core - Heater, High Pressure, #11009, 12" x 12 1/2" x 2 1/2"



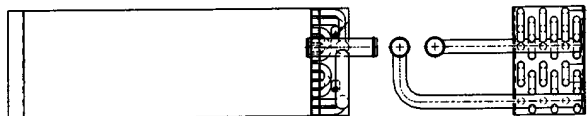
Part No. 85660100
Description Coil - Heater, #108246, All_H Star, Right Side Defroster, 3.75" x 10" x 17.36"



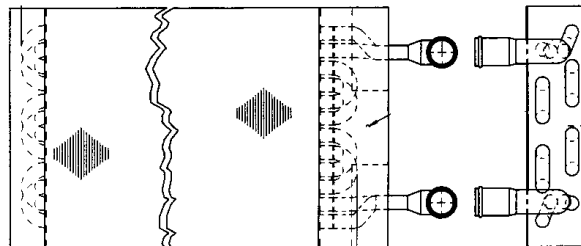
Part No. 85660244
Description Coil - Heater, #108259, Left Side Heater/Defrost, 93,000 BTU, Fresh Air, 3.5" x 10" x 24"

* Dimensions reflect cooling surface only.

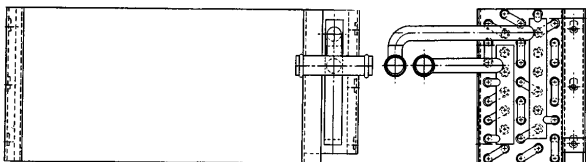
Bergstrom Heater Cores & Coils



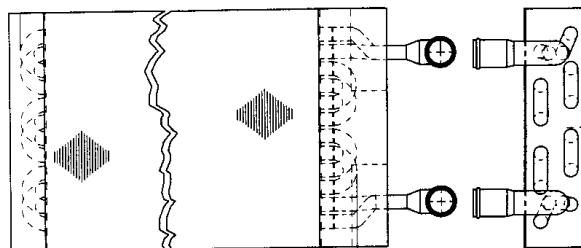
Part No. 85660171
Description Coil - Heater, #108239, Vista, Left Side, 50,000 BTU, 3.75" x 6" x 16.36"



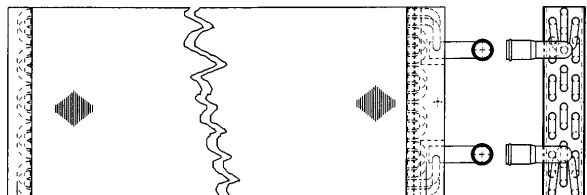
Part No. 66000285
Description Core - Heater, 11039 or 108248 2.16" x 8.75" x 9.9"



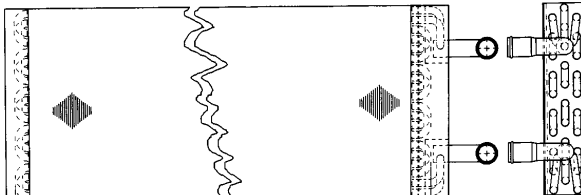
Part No. 85660012
Description Core - Heater, #108231, Vista, Underseat, 4.33" x 8" x 14.719"



Part No. 85660052
Description Coil - Heater, #108241, Underseat, Straight Leg, 68,000 BTU, Twin Fan, 1.22" x 8.75" x 18.9"



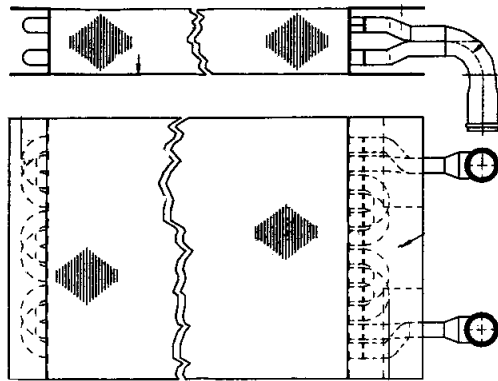
Part No. 85660056
Description Coil - Heater, #108249, Underseat 1.87" x 10" x 10.75"




Part No. 85660098
Description Coil - Heater, #108242, Underseat, Straight Leg, 84,000 BTU, 1.87" x 10" x 19.75"

* Dimensions reflect cooling surface only.

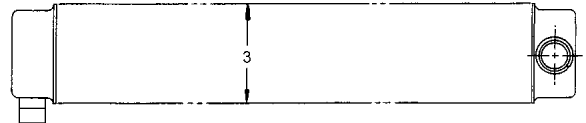
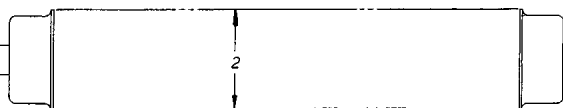


Bergstrom Heater Cores & Coils



Part No. 85660384
Description Coil - Heater, #108274,
 10" x 2.6" x 12.325"


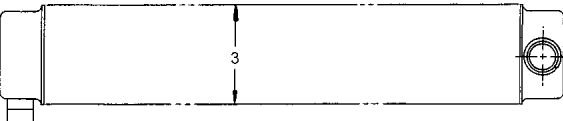
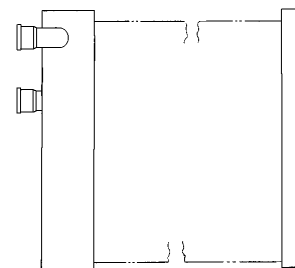



Part No. 26023374
Description Core - Heater, #110080
 2.16" x 8.75" x 19.562"
 66000274
Description Core - Heater, #11038,
 19 9/16" x 8 3/4" x 2 5/32"



Part No. 26015377
Description Core - Heater, #10950,
 10 1/2" x 20 3/8" x 3 5/16"

Part No. 26057370
Description Core - Heater, #1072
 10 1/2" x 20 1/2" x 3 5/16"

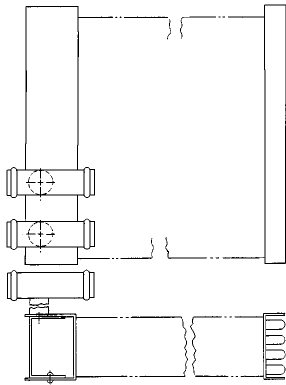


Part No. 26058370
Description Core - Heater, 1073,
 10 1/2" x 23 1/8" x 3 5/16"

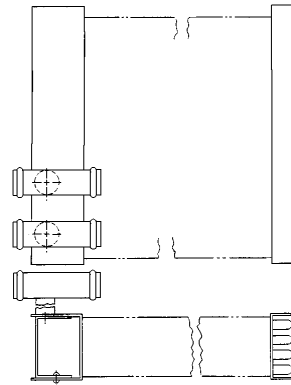
Part No. 26008378
Description Core - Heater, 10931,
 12" x 20 3/4" x 2 1/2"

* Dimensions reflect cooling surface only.

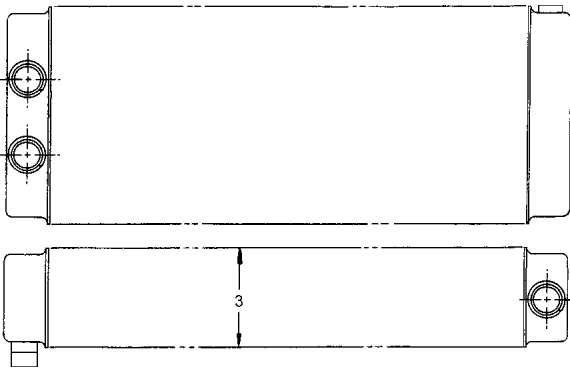
Bergstrom Heater Cores & Coils



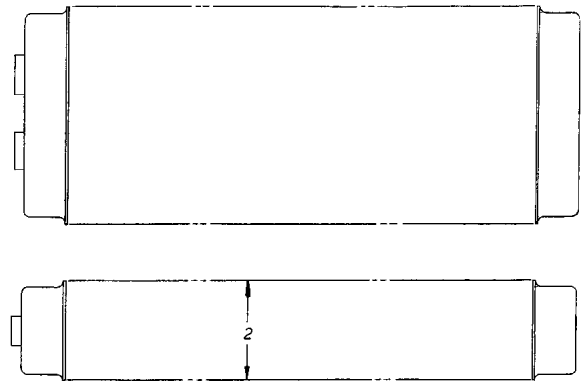
Part No. 66000283
Description Core - Heater, #11052,
 10" x 20 3/4" x 2 3/4"



Part No. 66000284
Description Core - Heater, #11053,
 10" x 23 5/16" x 2 1/2"



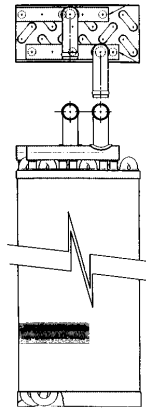
Part No. 26058370
Description Core - Heater, #1073,
 10 1/2" x 23 1/8" x 3 5/16"



Part No. 26015377
Description Core - Heater, #10950,
 10 1/2" x 20 3/8" x 3 5/16"

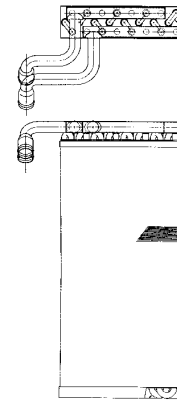
* Dimensions reflect cooling surface only.

Red Dot Heater Cores




Part No.
85660088

Description
Core - Heater, RD-1-0837,
2.75" x 6.1" x 17.81"



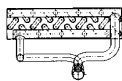
Part No.
85660094

Description
Core - Heater, RD-1-0872,
2.16" x 8.1" x 16.5"



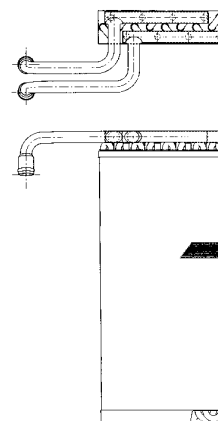
Part No.
85660493

Description
Core - Heater, RD -1-1496-0,
2.16" x 8.1" x 16.5"



Part No.
85660310

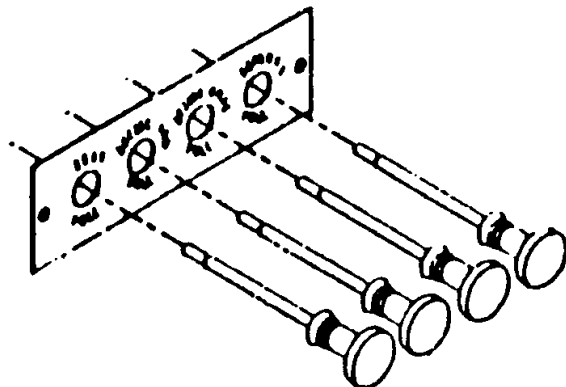
Description
Core - Heater, Assembly, Front Heater,
Pusher, 115,000 BTU RD-1-1160,
2.78" x 10.10" x 30"



Part No.
85660410

Description
Core - Heater, Right Side,
Defrost, RD-1-1141,
2.16" x 8.1" x 16.5"

* Dimensions reflect cooling surface only.



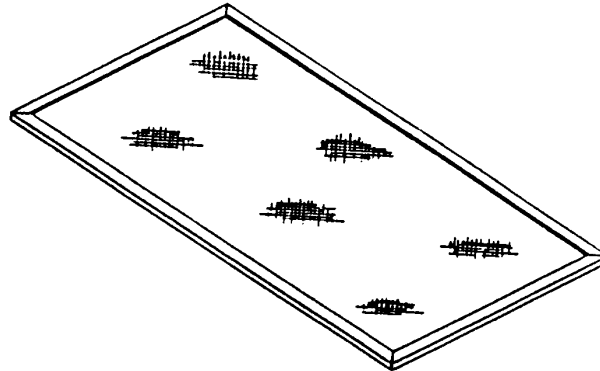
Bergstrom

Part No.	Length
85660039	17"
66000443	21"
26002377	21 3/4"
66000340	30 1/2"
66000444	32 1/4"
85660001	40"
85660116	57 3/4"
85660117	77 1/4"
61250108	62"
66000106	78"
85660466	52 3/4"
85660467	72 3/4"
85660468	40 3/4"
66000092	Knob


Red Dot

Part No.	Length
85660399	18"
85660398	31 3/8"

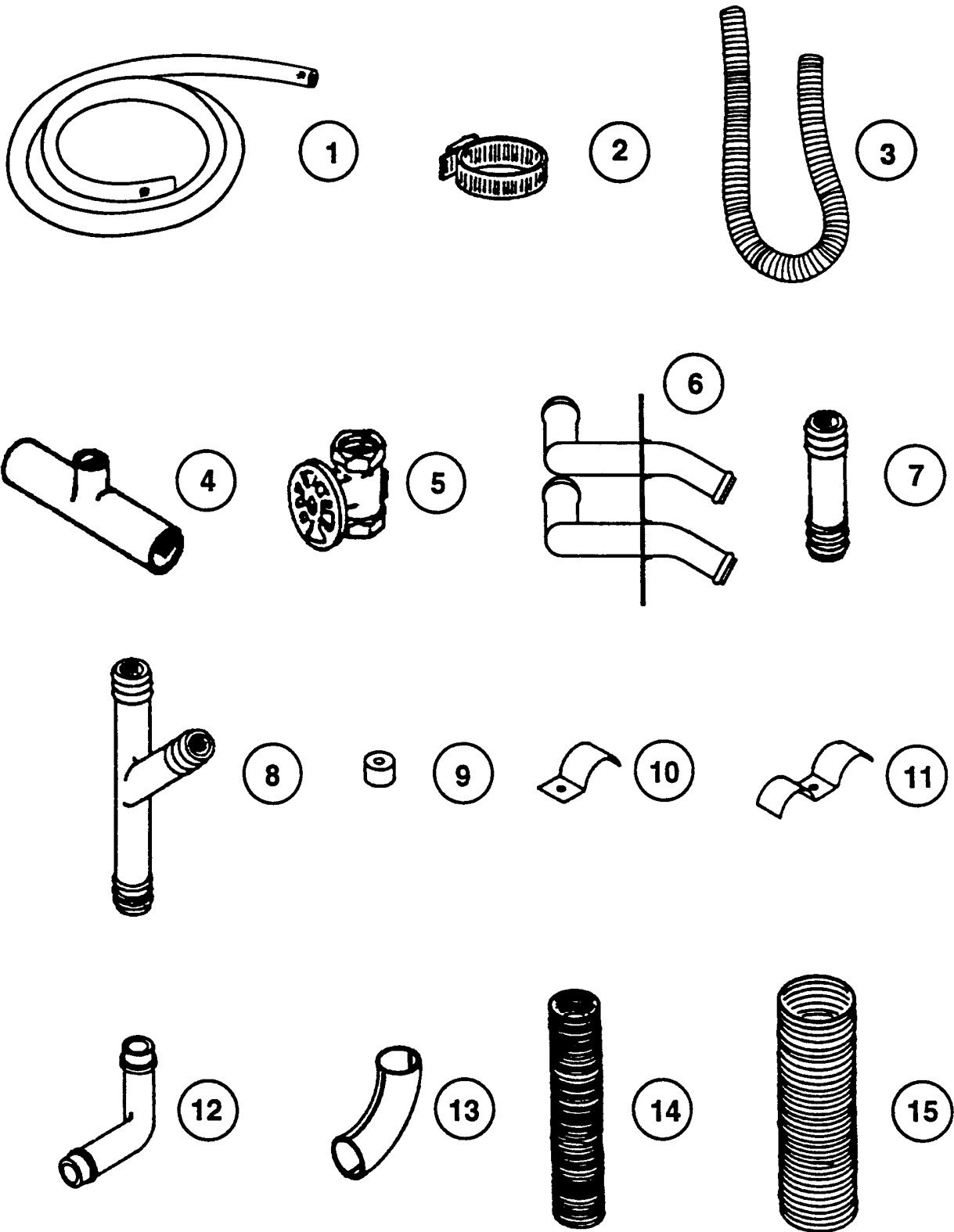
Filters



Part No.	Description	Vendor No.	Part No.	Description	Vendor No.
26055372	13" x 9"	54231	66000541	23.56" x 12.00"	587190
26067370	23 3/8" x 6 3/4"	55080	26014377	24.00" x 10.62"	57301
66000295	14" x 12 3/4"	58157	66000296	26.50" x 12.00"	58539
66000290	9 1/4" x 4"	58295	85660237	28.50" x 7.09"	525313
65001455	11 3/4" x 24 3/8"	58023	66000225	28.50" x 8.12"	58279
85660202	4 1/2" x 15 1/2"	525159	85660032	30.00" x 10.38"	525170
66000500	12" x 23 9/16"	587190	85660439	9" x 9"	525460
85660034	4 1/2" x 10 1/2"	868044	85660380	10.25" x 22.5"	525459
26014377	10 5/8" x 24"	57301	85660385	10.25" x 12.25"	525458
26055372	9" x 13"	54231	85660237	7 1/16" x 28 1/2"	525313
26067370	6 3/4" x 28 5/16"	55080	46020082	23" x 5" (Under Driver's Seat, Freightliner)	525636
66000290	3 15/16" x 9 1/16"	58295	46020316	Guard - Filter (Under Driver's Seat, Feightliner. Use with 46020082 Filter.)	
85660299	12 3/4" x 12 3/4"	525433	85660097	19.10" x 4.20"	RD-1-0861-0
85660380	10 1/8" x 22 1/2"	525459	85660089	22.60" x 5.85"	RD-1-0860-0
85660114	8.28" x 2.25"	525281	85660348	10 1/4" x 33 1/4"	RD-5-7581-0
85660281	8.74" x 7.85"	525406	85660347	2 13/16" x 13"	RD-5-7580-0
85660177	10.50" x 4.48"	525169	85660097	19" x 4"	RD-1-0861-0
66000294	11.25" x 10.31"	58422	85660494	19 3/16" x 8 3/8"	RD-5-8313-0
66000292	12.00" x 9.25"	58420	85660623	22 39/64" x 5 27/32"	RD-1-0860-0
26093370	14.00" x 11.13"	5409	85660643	19 3/16" x 8 3/8"	RD-1-0840-0
66000295	14.00" x 12.75"	58157			
85660113	15.37" x 10.09"	525259			
26101370	18.63" x 9.00"	54230			
66000293	20.25" x 10.31"	58423			
66000291	21.00" x 9.25"	58421			

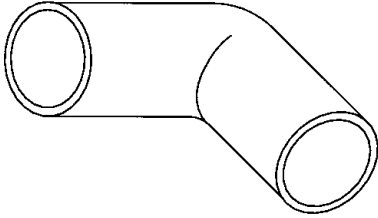


Miscellaneous



Item No.	Part No.	Qty.	Description
1	26073365	AR	Hose - Heater, Rubber, 1" Inner Diameter x 4 Ply
	66000352	AR	Hose - Heater, Silicone, 1" Inner Diameter
	26074365	AR	Hose - Heater, Rubber, 1" Inner Diameter
2	26037365	AR	Clamp - Band, 1" Inner Diameter Hose
	66000464	AR	Clamp - Band, 1" Inner Diameter Silicone Hose
3	26002376	AR	Hose - Tubing, Flexible, 1 1/2" Outer Diameter x 36"
	85660632	AR	Hose - Rubber, 3/4" x 4 13/32"
4	26001376	1	Valve - Bleeder, In-Line, 3 3/8" x 1"
5	26041375	AR	Valve - Gate, 3/4"
	66000471	AR	Valve - Gate, 3/4"
6	66000776	1	Plate - Firewall, Heater Hose, Assembly, 16 Gauge x 4" x 6 1/2"
7	26016367	AR	Connector - Plastic, 1" Inner Diameter Hose
8	66000156	AR	Connector - Plastic, "Y", 1" Inner Diameter Hose
9	66000366	AR	Restrictor - In-Line, 5/16" x 1"
10	26038369	AR	Clamp - Hose, Heater, Single
11	26032365	AR	Clamp - Hose, Heater, Double
12	26062366	AR	Elbow - Brass
13	66000448	AR	Shield - Plastic, Elbow
14	66000303	AR	Hose - Defroster, 3"
	66000705	AR	Hose - Defroster, 2"
15	26014372	AR	Hose - Defroster, 4"

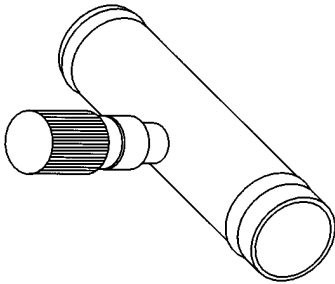
Miscellaneous



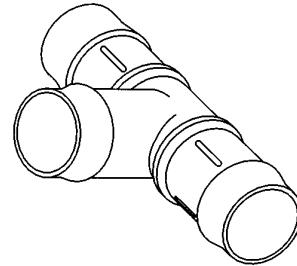
Part No. Description
26029367 Elbow - Curved, 1"



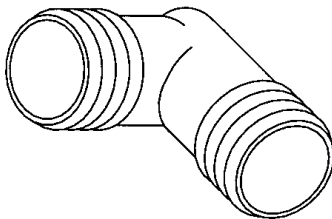
Part No. Description
26016367 Nipple - Plastic, 1" x 3"



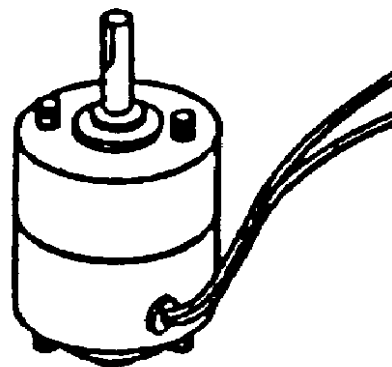
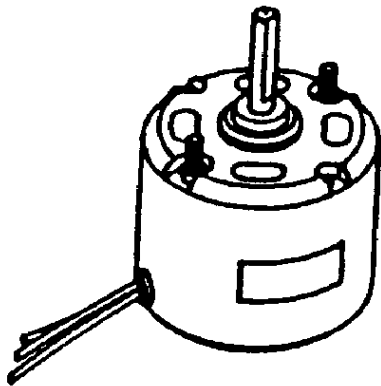
Part No. Description
66001613 Valve - Filler/Bleeder



Part No. Description
66001649 Hose - Tee, 1"




Part No. Description
26021367 Elbow - Plastic, 1", 90°



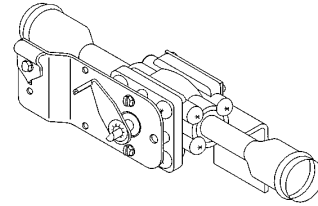
Part No.	Vendor #	Rotation	Shaft Size	Speed
90000105	GR157	Clockwise/Counterclockwise	5/16"	2
85660082	RD-5-5049-0	Double Shaft	5/16"	2
85660390	RD-5-7575-0	Clockwise	5/16"	1
85660395	RD-5-7575-1	Counterclockwise	5/16"	1
26062365	201520	Clockwise	5/16"	2
26065366	201320	Clockwise	5/16"	2
65000439	203020	Clockwise	5/16"	2
85660009	205840	Double Shaft	5/16"	2
85660007	205780	Double Shaft	5/16"	2
85660102	203061	Counterclockwise	5/16"	2
85660101	203059	Counterclockwise	5/16"	2
26034369	202520	Counterclockwise	1/4"	2
26044367	202220	Clockwise	1/4"	2
85660226	203066	Counterclockwise	5/16"	1
85660378	203088	Clockwise	5/16"	2
85660161	203056	Clockwise	5/16"	1
85660130	202270	Clockwise	1/4"	2
85660447	205853	Counterclockwise	5/16"	*1
85660226	203066	Counterclockwise	5/16"	*1
85660227	203067	Clockwise	5/16"	*1
85660125	Resistor, 12-Volt			
85660078	Resistor			

*pm (permanent magnet) used with resistor

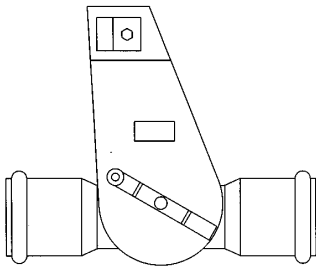
Remote Valves



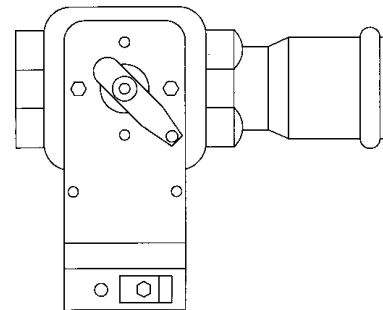
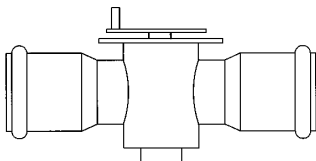
Part No. 66000129
Description Valve - Remote, 3/4"



Part No. 85660014
Description Valve - Water, Heater Assembly




Part No. 85660091
Description Water - Valve, 1"



Part No. 85660108
Description Water - Valve, Assembly

Blower Wheels, Fan Blades & Booster Pumps




Blower Wheels

Part No.	Vendor #	Size	Rotation	Type
85660442	RD-5-8092-0	4 11/16"	Clockwise	Steel
85660443	RD-5-8092-1	4 11/16"	Clockwise	Steel
85660391	RD-5-7576-0	5 3/4"	Clockwise	Steel
85660396	RD-5-7576-1	5 3/4"	Counterclockwise	Steel
85660050	589540	4 53/100"	Clockwise/Counterclockwise	Plastic
26031374	529800	5 1/4"	Counterclockwise	Steel
26026374	566300	5 19/32"	Clockwise	Steel
85660050	58940	5 1/4"	Counterclockwise	Plastic
85660233	510014	5 35/64"	Counterclockwise	Steel
26057365	507700	3 13/16"	Counterclockwise	Steel
26051367	515400	3 13/16"	Clockwise	Steel
26070370	538700	5 19/32"	Clockwise	Steel
85660238	571040	5 19/32"	Counterclockwise	Steel
26024374	563500	5 19/32"	Clockwise	Plastic
85660295	525222		Clip - Spring, Blower Wheel (Use with 26024374 Wheel.)	

Fan Blades

Part No.	Vendor #	Description
26034373	508300	4-Blade, 6 1/2"
85660135	587380	5-Blade, 7"
66000305	511400	5-Blade, 7"
26065365	575080	5-Blade, 8 3/4"
26061365	572980	5-Blade, 10"
26061365	57298	5-Blade, 9 3/4"



Part No.	Description
61230211	Pump - Booster, 12-Volt, Straight Fitting
66000784	Pump - Booster, Water, 90° Fitting
66000440	Pump - Booster, Water, 12-Volt 90° Fitting

Heater Assembly	Vendor No.	Description	Coil	Filter	Motor(s)	Fan Blade	Blower Wheel
66000550	710066	Heater - Stepwell, 60,000 BTU, Fresh Air, Conventional	85660062	85660063	65000439	None	26024374
66000727	710074	Heater - Stepwell, 60,000 BTU, Fresh Air, Conventional	85660062	85660063	65000439	None	26024374
66000725	710075	Heater - Stepwell, 66,000 BTU, Conventional	85660062	85660063	65000439	None	26024374
66000726	710076	Heater - Stepwell, 20,000 BTU, Right Front, Conventional	85660267	None	26034369 85660130	None	26057365 26051367
66000787	710085	Heater, Right Front, RHD, 98,000 BTU, Conventional	85660225	85660237	85660226 85660227	85660135	85660238 85660233
66000813	710086	Heater - Left Front, 93,000 BTU, Conventional	85660244	85660237	85660226 85660227	None	26024374 85660233
66000812	710088	Heater - Stepwell, 60,000 BTU, RHD, Conventional	85660678	85660063	85660677	None	85660238
66001616	710109	Heater - Left Front, 93,000 BTU, Conventional	85660244	85660237	85660226 85660227	None	85660233 26024374
66000275	710890	Heater - Driver's 20,000 BTU, Left Front, Conventional	26022374	None	85660130	None	26051367
66000277	710910	Heater - Footwarmer, 10,000 BTU, Conventional	66000355	None	26034369	None	26057365
66000278	710920	Heater- Front Right, 87,200 BTU, Conventional	26056367	26093370	26065366 26062365	26061365	26031374
66000863	R72501M	Heater - Defrost, Right Side, Vista	85660410	85660097	85660082	None	85660083 85660084
66001359	R72502M	Heater - Defrost, Vista	85660410	85660097	85660082	None	85660083 85660084
66001368	R72503M	Heater - Front, Right Side, Vista	85660410	85660097	85660082	None	85660083 85660084
66001506	R72505M	Heater - Defrost, Vista	85660493	85660494	85660082	None	85660488 85660489
66001358	R72503M	Heater - Driver's, Vista	85660088	85660623	85660082	None	85660488 85660489
66000496	710065	Heater - Front, 106,500 BTU, Transit/Pusher	66000289	66000296	65000439	None	26024374
66000650	710071	Heater - Front, 101,000 BTU, Pusher	85660010	85660032 85660177	85660009 65000439	None	26024374
66001529	R7350-3M	Heater - Front, 115,000 BTU Transit	85660310	85660347 85660348 85660675	85660395 85660390	None	85660391 85660396

Heater Assembly	Vendor No.	Description	Coil	Filter	Motor(s)	Fan Blade	Blower Wheel
66001529	R7350-3M	Heater - Front, 115,000 BTU, Transit	85660310	85660347 85660348	85660395 85660390	None	85660391 85660396
66001600	R73504M	Heater - Front, 115,000 BTU, Transit	85660310	85660347 85660348 85660675	85660390 85660395	None	85660391 85660396
66001688	R73505M	Heater - Front, 115,000 BTU, Transit	85660310	85660347 85660348 85660675	85660390 85660395	None	85660391 85660396
66000772	710077	Heater - Underseat, 68,000 BTU, Straight Leg	85660052	66000291	26062365	26065365	None
66000771	710078	Heater - Underseat, 84,000 BTU, Straight Leg	85660098	66000293	26062365	26061365	None
66000769	710081	Heater - Underseat, 34,000 BTU, Straight Leg	66000285	66000292	26062365	26065365	None
66000770	710082	Heater - Underseat, 42,000 BTU, Straight Leg	85660056	66000294	26062365	26061365	None
66000100	791440	Heater - Underseat, 32,000 BTU, Wheelchair	66000230	None	85660256	65000305	None
66000060	791840	Heater - Underseat, 65,000 BTU	66000091	26101370	26062365	26065365	None
66001057	710093	Heater - Underseat, 50,000 BTU	85660384	85660385	85660378	26061365	None
66001056	710094	Heater - Underseat, 84,000 BTU	85660377	85660380	85660378	26061365	None
66000447	710064	Heater - Right Front, 90,000 BTU, Mighty Mite	26008378	66000541	65000439	None	26024374
66000430	710061	Heater - Right Front, 20,000 BTU, Chick	85660267	None	26034369 85660103	None	26051367 26057365
66000884	710090	Heater - Left Front, 93,000 BTU, Chick	85660244	None	85660226 85660227	None	85660233 26024374
26048376	710400	Heater - Left Front, 46,500 BTU Chick	66000091	85660679	65000439	None	26026374
66000421	710062	Heater - Defroster, Scat	26008378	66000541	65000439	None	26024374
66000856	710089	Heater - Defroster, Right Front, , 91,000 BTU, Forward Control	85560100	85660114 85660113	85660101 85660102	None	85660050
66000894	710091	Heater - Footwarmer, 5,000 BTU, Forward Control	85660129	85660281	85660130	85660135	None
66001363	710096	Heater - Defroster, Forward Control	85660458	85660439	85660447	None	85660050

Table Of Contents

Paints & Sealants17-2

Fasteners17-3

Reflective Tape17-7

Keys17-8

Paints & Sealants

Air Dry Polyurethane (Chrome Yellow)

Part No.	Size
85680018	1 Quart - Activator
85680019	1 Gallon
85680020	1 Gallon - Activator
85680016	5 Gallon

Air Dry Enamel (Chrome Yellow)

(Matches Polyurethane paint used in production starting 2-25-93, Body #78415)

Part No.	Size
85680014	1 Gallon
85680015	5 Gallon
85680021	1 Gallon - Reducer (Exempt Medium Reducer)
68000447	5 Gallon - Reducer (Exempt Medium Reducer)

Air Dry Enamel (Chrome Yellow)

(Matches paint used on buses built prior to 2-25-93, Body #78415)

Part No.	Size
68000008	1 Gallon
68000199	5 Gallon
85680021	1 Gallon - Reducer (Exempt Medium Reducer)
68000447	5 Gallon - Reducer (Exempt Medium Reducer)

Air Dry Enamel (Black)

Part No.	Description
85680001	1 Gallon
68000447	5 Gallon - Reducer

Sealants

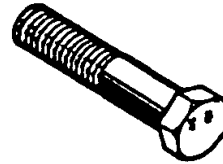
Part No.	Description
68000080	Sealant - Silicone, White, 10.3 oz.
01013370	Sealant - Silicone, Clear, 10.3 oz.
68000244	Sealant - Silver, 10 oz.
68000545	Sealant - Yellow, 10.3 oz.
28017375	Sealant - Silicone, Black, 10.3 oz.

Tools

Part No.	Description
85410058	Caulking Gun

Bolts - Hex Head (Grade 5)*

Part No.	Size
27180016	1/4" - 20 x 1/2"
27180018	1/4" - 20 x 5/8"
27180079	5/16" - 18 x 1"
27180083	5/16" - 18 x 1 1/2"
27180113	5/16" - 18 x 3"
27180145	7/16" - 14 x 1"
27181670	7/16" - 20 x 1 1/2"
27180181	1/2" - 13 x 2"
27445608	1/2" - 13 x 5 1/2"
27271725	5/8" - 11 x 2 1/2"



Bolts - Hex Head (Grade 8)*

Part No.	Size
69001035	7/16" - 20 x 1"

*Order by piece.

Bolts - Hex Head, Flange*

Part No.	Size
29890014	1/4" - 20 x 7/8", Whizlock
29890015	5/16" - 18 x 3/4", Whizlock
69001077	5/16" - 18 x 1"
69001134	5/16" - 18 x 1", Non-Serrated
69001135	5/16" - 18 x 1 1/4", Non-Serrated
69001136	5/16" - 18 x 1 1/2", Non-Serrated
69001139	5/16" - 18 x 2 1/2", Non-Serrated

Bolts - Round Head*

Part No.	Size
69001057	5/16" - 18 x 4", Ribbed Neck

*Order by piece.



Nut - Hex*

Part No.	Size
27120622	#8 - 32
27120361	#10 - 24
27120376	5/16" - 18
27271501	7/16" - 14
27271506	7/16" - 20
27120378	1/2" - 13
27121358	5/8" - 18

Nut - Lock*

Part No.	Size
29940006	1/4" - 20, NC Vibresist
29940030	1/4" - 20, Twin Whizlock
69004051	1/4" - 20, Stainless Steel
69004030	1/4" - 20, Kep
69004121	5/16" - 18, Serrated Flange
69004052	5/16" - 18, Stainless Steel
29940007	5/16" - 24 NF Vibresist
29940039	1/2" - 13
29940041	5/8" - 11

Nut - Lock*

Part No.	Size
69004003	Toothed Conical Spring, 5/16" - 18
69004004	Speed, "U" Type
69004086	Spring, #10 - 24, Machine

*Order by piece.

Fasteners

Rivet - Bucking Type**

Part No.	Size
29950008	3/16" x 5/16", lb. - 206 pcs./lb.
29950009	3/16" x 3/8", lb. - 131 pcs./lb.
29950010	3/16" x 7/16", lb. - 179 pcs./lb.
29950012	3/16" x 9/16", lb. - 144 pcs./lb.



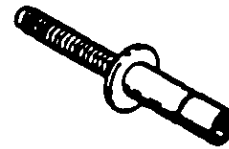
Rivet - Break Mandrel*

Part No.	Size
29006365	5/32" x 3/8"
69005003	5/32" x 3/8"
29003372	5/32" x 1/2"
69005023	1/8"
29001373	3/16" x 13/32"
29008365	3/16" x 17/32"
29950021	3/16" x 25/32"
69005030	1/4"
29003370	1/4" x 7/16"
69005006	1/4" x 1 3/8"



Rivet - Huck*

Part No.	Size
69005005	3/16"
69005004	1/4"



*Order by piece.

**Order by pound.



Screw - Tapping, Truss Head*

Part No.	Size
27273451	#10 x 1/2"
29920003	#10 x 5/8"
69003118	#10 x 1 1/4"



Screw - Tapping, Pan (or Round) Head*

Part No.	Size
27161807	#6 x 3/4"
29920027	#8 x 3/8"
27161648	#10 x 5/8", Round
27161906	#10 x 7/8"
69003051	#10 x 7/8", Stainless Steel
29000015	#10 x 1 1/2"
69003061	#14 x 5/8"
27162084	#14 x 7/8"
27161739	#14 x 1 1/2"



Screw - Tapping, Quadrix Head*

Part No.	Size
69003096	#10 x 1/2"
69003099	#10 x 5/8"
69003091	#10 x 5/8"
69003092	#12 x 5/8"



Screw - Tapping, Flat Head*

Part No.	Size
27161422	#8 x 3/4"
27162684	#10 x 1/2"
27162703	#10 x 1 1/4"



Screw - Machine, Truss Head*

Part No.	Size
27157728	1/4" - 20 x 5/8"
69002069	1/4" - 20 x 5/8", Stainless Steel
69002073	1/4" - 20 x 3/4"
27157740	1/4" - 20 x 1"
29900019	1/4" - 20 x 1 1/8"
27157684	#10 - 24 x 1 1/2"

*Order by piece.

Fasteners

Screws - Machine*

Part No.	Size
69002062	1/4" - 20 x 1 1/4", Phillips Pan Head
69002120	1/4" - 20 x 5/8", Phillips Pan Head
27159853	#10 - 24 x 1/4", Pan Head, Cross Recess Drive



Screw - Machine*

Part No.	Size
69003017	1/4" x 1", Unslotted Hex Washer Head
67000116	5/16" x 1 1/2", Unslotted Hex Head
69003080	5/16" x 2", Unslotted Hex Head
69003114	#10 x 5/8", Torx Button Head, Tamper Resistant
69003003	#10 x 1 1/2", Oval with Washer

Screw - Tek*

Part No.	Size
69003005	1/4" - 14 x 1", Hex Head, with Washer

*Order by piece.

Washer - Flat**

Part No.	Size
27150385	1/4"
27120393	5/16", SAE
27120390	1/2"
27120396	1/2", SAE

Washer - Flat*

Part No.	Size
69004054	#8
69004085	1/4" Inner, 1 1/4" Outer
69004093	7/16" Inner, 15/16" Outer
69004124	7/16" Inner, 1 1/4" Outer
69004089	5/8" Inner, 1 3/4" Outer

Washer - Lock (Split)*

Part No.	Size
27120214	5/16"
27121621	7/16"
27120239	1/2"

Washer*

Part No.	Size
27121753	1/4", External Tooth
27138557	5/8", Internal Lock

*Order by piece.

**Order by pound.



Part No.	Description
85680023	Kit - Tape, 30' Bus or Shorter
85680024	Kit - Tape, 30' to 40' Bus Kits include: Reflective Tape, 2" Wide (Length depends on kit, 88' or 108'.) Two School Bus Signs Squeegee Instruction Sheet
85680025	Kit - Tape, Emergency Exit Markings Kit includes: Reflective Tape, 1" Wide x 84' Squeegee Instruction Sheet
68000702	Tape - Reflective, Yellow, "School Bus", 10" x 34" Sign
68000659	Tape - Reflective, Yellow, "School Bus", 10" x 42" Sign
85410090	Decal - Reflective, White, "Activity Bus", 10" x 42" Sign
85410089	Decal - Reflective, White, Blank, 10" x 42" Sign



Yellow Tape

Part No.	Description
68000840	Tape - Reflective, 1" x 50 Yards
68000657	Tape - Reflective, 1 1/4" x 50 Yards
68000656	Tape - Reflective, 2" x 50 Yards
68000658	Tape - Reflective, 6 1/2" x 50 Yards
68000788	Tape - Reflective, 10" x 50 Yards

White Tape

Part No.	Description
68000863	Tape - Reflective, 1" x 50 Yards
68000722	Tape - Reflective, 2" x 50 Yards
68000787	Tape - Reflective, 10" x 50 Yards

Red Tape

Part No.	Description
68000867	Tape - Reflective, 1" x 50 Yards

Note

Other Colors Available

Keys

Part No.	Key No.	Description	Usage
65001315	204	Key - Cut, Fuel Lock	23001365
85670001	EM-510	Key - Cut, Vandalock	67000093
85670002	CH-545	Key - Cut, Recessed Paddle	67000051
85670002	CH-545	Key - Cut, Recessed Paddle	67000112
85670002	CH-545	Key - Cut, Recessed Paddle	67000110
85670002	CH-545	Key - Cut, Recessed Paddle	85670019
85670003	507-CH	Key - Cut, Rear Engine Door	67000054
85670004	4T31220	Key - Cut, Rear Emergency Door & Luggage Box	23008369
85670005	CH-500	Key - Cut, Vandalock	24081376
85670006	CH-501	Key - Cut, Vandalock	24082376
85670007	CH-502	Key - Cut, Vandalock	24082376
85670008	CH-503	Key - Cut, Vandalock	24082376
85670009	CH-504	Key - Cut, Vandalock	24082376
85670010	CH-505	Key - Cut, Vandalock	24082376
85670011	CH-506	Key - Cut, Vandalock	24082376
85670012	CH-507	Key - Cut, Vandalock	24082376
85670013	CH-508	Key - Cut, Vandalock	24082376
85670014	CH-509	Key - Cut, Vandalock	24082376
85670015	CH-510	Key - Cut, Vandalock	24082376
85670017	CH-535	Key - Cut, Electric Door Switch	52001825
85670018	CH-527	Key - Cut, Electric Door Switch	52001825
85670020	CH-526	Key - Cut, Electric Front Door	52001825
85670021	CH-528	Key - Cut, Electric Front Door	52001825
85670022	CH-529	Key - Cut, Electric Front Door	52001825
85670023	CH-530	Key - Cut, Electric Front Door	52001825
85670024	CH-531	Key - Cut, Electric Front Door	52001825
85670025	CH-532	Key - Cut, Electric Front Door	52001825
85670026	CH-533	Key - Cut, Electric Front Door	52001825
85670027	CH-534	Key - Cut, Electric Front Door	52001825
85670028	CH-536	Key - Cut, Electric Front Door	52001825
86200006	801	Key - Cut, Ignition	61200148
86200007	802	Key - Cut, Ignition	61200148
86200008	803	Key - Cut, Ignition	61200148
86200009	804	Key - Cut, Ignition	61200148
86200010	805	Key - Cut, Ignition	61200148
86200011	806	Key - Cut, Ignition	61200148
85670036	CH-545-A	Key - Cut, Vandalock, Pop-Up Handle	67000166
85670044	TM500	Key - Cut, Rear Engine Door	67000234

Additional Manuals available through your local Thomas Distributor:

Parts Manual

85410165	Conventional
85410168	Vista
85410141	MVP-EF
85410143	MVP-ER
85410188	ER Transit
85410169	Minotour
61500152	TL960
61500159	CL960

Operator's Manual

85410041	Owner Operator's Maintenance Manual (Conventional, Vista, Minotour)
61500149	MVP-EF School
61500153	MVP-EF Commercial
61500154	TL960
61500162	MVP-ER School
61500163	MVP-ER Commercial

Service Manuals

85410174	MVP-EF
85410204	MVP-ER

Electrical Manuals

85410194	Conventional
85410195	Vista
85410180	MVP-EF
85410181	MVP-ER
85410193	ER Transit
85410183	TL960
85410184	CL960



1408 Courtesy Road
Post Office Box 2450
High Point, NC 27261

Thomas Built Buses of Canada
275 Tecumseh Street
Woodstock, Ontario, Canada N4S-7Z5

Thomas Built Buses de Mexico, S.A. de C.V.
Av. "A" No. 100 Frac. Industrial Almacentro
Apodaca, N.L. C.P. 66600 Mexico

©1998 **Thomas Built Buses, Inc.** All rights reserved. No portion of this catalog may be reproduced by any means without express permission from the copyright holder.

1998
Part Number 85410205